

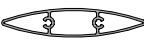









**GÜNEŞ KIRICI SİSTEMLER**  
SOLAR SHADING SYSTEMS

**GÜNEŞ KIRICI  
SİSTEMLERİ**  
SOLAR SHADING SYSTEMS

**ÜRÜN TEKNİK ÖZELLİKLERİ**  
PRODUCT'S TECHNICAL FEATURES





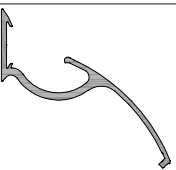



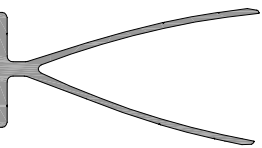
No. Nr.	PROFİL KESİTİ PROFILE VIEW	PROFİL NO PROFILE NO	PROFİL AÇIKLAMASI PROFILE DESCRIPTION	BAĞLANTI PARÇALARI CORNER CLEATS	gr/m	STATİK STATIC			
						Ix cm <sup>4</sup>	Iy cm <sup>4</sup>	Wx cm <sup>3</sup>	Wy cm <sup>3</sup>
1	 <small>⚠ İşaretili profil için satış ekibinden bilgi alınız.</small>	<b>GK-201</b> ( 75 - 20 ) ( 12 mm )	<b>GÜNEŞ KIRICI PROFİL</b> SOLAR SHADING PROFILE		543				
2		<b>GK-202</b> ( 100 - 20 ) ( 13 mm )	<b>GÜNEŞ KIRICI PROFİL</b> SOLAR SHADING PROFILE	GK-224	766				
3		<b>GK-203</b> ( 100 - 20 ) ( 15 mm )	<b>GÜNEŞ KIRICI PROFİL</b> SOLAR SHADING PROFILE	GK-224	1065				
4		<b>GK-204</b> ( 150 - 30 ) ( 15 mm )	<b>GÜNEŞ KIRICI PROFİL</b> SOLAR SHADING PROFILE		1536				
5		<b>GK-205</b> ( 200 - 30 ) ( 18 mm )	<b>GÜNEŞ KIRICI PROFİL</b> SOLAR SHADING PROFILE		2245				
6		<b>GK-206</b> ( 200 - 30 ) ( 18 mm )	<b>GÜNEŞ KIRICI PROFİL</b> SOLAR SHADING PROFILE		3039				
7		<b>GK-207</b> ( 250 - 40 ) ( 18 mm )	<b>GÜNEŞ KIRICI PROFİL</b> SOLAR SHADING PROFILE		2784				
8		<b>GK-208</b> ( 300 - 50 ) ( 2 mm )	<b>GÜNEŞ KIRICI PROFİL</b> SOLAR SHADING PROFILE	GK-221	3702				
9		<b>GK-209</b> ( 225 - 100 ) ( 25 mm )	<b>GÜNEŞ KIRICI PROFİL</b> SOLAR SHADING PROFILE		3868				
10		<b>GK-220</b> ( 30.1 - 50 ) ( 13 mm )	<b>GÜNEŞ KIRICI ADAPTÖR PR.</b> SOLAR SHADING ADAPTER PROFILE	GK-222	772				

Profil değerleri teoriktir. Ağırlık olarak testimde yapılan tartım geçerlidir.  
Profil imalatları TS EN 12020-2 ve TS EN 755-9 toleransı,  
Moment değerleri EN 14024'e göre hesaplanmıştır.

Profile values are theoretical pre-shipment weight will be valid.  
The tolerances of Profile manufacturing are calculated according to EN 12020-2  
and TS EN 755-9; moment values are calculated according to EN 14024.

**GÜNEŞ KIRICI  
SİSTEMLERİ**  
SOLAR SHADING SYSTEMS

**ÜRÜN TEKNİK ÖZELLİKLERİ**  
PRODUCT'S TECHNICAL FEATURES

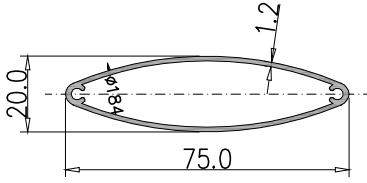
No. Nr.	PROFİL KESİTİ PROFILE VIEW	PROFİL NO PROFILE NO	PROFİL AÇIKLAMASI PROFILE DESCRIPTION	BAĞLANTI PARÇALARI CORNER CLEATS	gr/m	STATİK STATIC			
						Ix cm <sup>4</sup>	Iy cm <sup>4</sup>	Wx cm <sup>3</sup>	Wy cm <sup>3</sup>
11		<b>GK-221</b> ( 124,4 - 48,4 ) ( 25 mm )	<b>GÜNEŞ KIRICI ADAPTÖR PR.</b> SOLAR SHADING ADAPTER PROFILE	GK-220 GK-208	1736				
12		<b>GK-222</b> ( 17,5 - 28,7 ) ( 1 mm )	<b>GÜNEŞ KIRICI ADAPTÖR PR.</b> SOLAR SHADING ADAPTER PROFILE	GK-220	108				
13		<b>GK-223</b> ( 23,9 - 72,2 ) ( 3 mm )	<b>GÜNEŞ KIRICI ADAPTÖR PR.</b> SOLAR SHADING ADAPTER PROFILE	GK-224	1058				
14		<b>GK-224</b> ( 63,4 - 28,5 ) ( 2 mm )	<b>GÜNEŞ KIRICI ADAPTÖR PR.</b> SOLAR SHADING ADAPTER PROFILE	GK-223 GK-202 GK-203	790				
15		<b>GK-225</b> ( 117,2 - 110,5 ) ( 35 mm )	<b>GÜNEŞ KIRICI ADAPTÖR PR.</b> SOLAR SHADING ADAPTER PROFILE	GK-227 GK-228 GK-226	2512				
16		<b>GK-226</b> ( 30,9 - 6 ) ( 4,2 mm )	<b>GÜNEŞ KIRICI ADAPTÖR PR.</b> SOLAR SHADING ADAPTER PROFILE	GK-225	334				
17		<b>GK-227</b> ( 110,1 - 18,7 ) ( 15 mm )	<b>GÜNEŞ KIRICI PROFİL</b> SOLAR SHADING PROFILE	GK-225	548				
18		<b>GK-228</b> ( 160,1 - 33,2 ) ( 17 mm )	<b>GÜNEŞ KIRICI PROFİL</b> SOLAR SHADING PROFILE	GK-225	929				
19		<b>GK-229</b> ( 176,6 - 94,6 ) ( 4 mm )	<b>GÜNEŞ KIRICI PROFİL</b> SOLAR SHADING PROFILE	GK-209	5440				
20									

Profil değerleri teoriktir. Ağırlık olarak testimde yapılan tartım geçerlidir.  
Profil imatları TS EN 12020-2 ve TS EN 755-9 toleransı,  
Moment değerleri EN 14024'e göre hesaplanmıştır.

Profile values are theoretical pre-shipment weight will be valid.  
The tolerances of Profile manufacturing are calculated according to EN 12020-2  
and TS EN 755-9; moment values are calculated according to EN 14024.

GÜNEŞ KIRICI SİSTEMLER  
SOLAR SHADING SYSTEMS

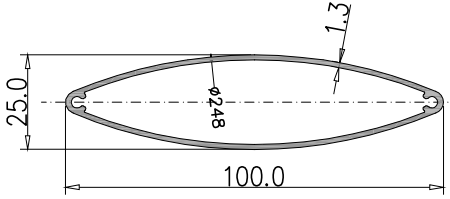
ÜRÜN TEKNİK ÖZELLİKLERİ  
PRODUCT'S TECHNICAL FEATURES



Profil No: GK-201 ⚠

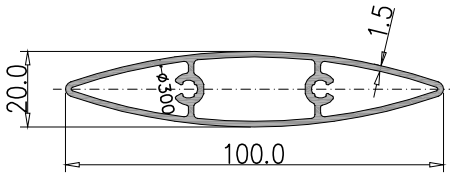
Ağırlık: 543 gr/m

⚠ İşareti profil için satış ekibinden bilgi alınız.



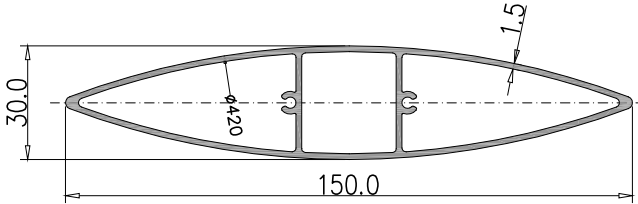
Profil No: GK-202

Ağırlık: 766 gr/m



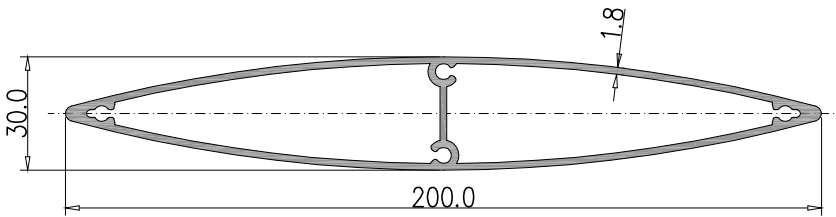
Profil No: GK-203

Ağırlık: 1065 gr/m



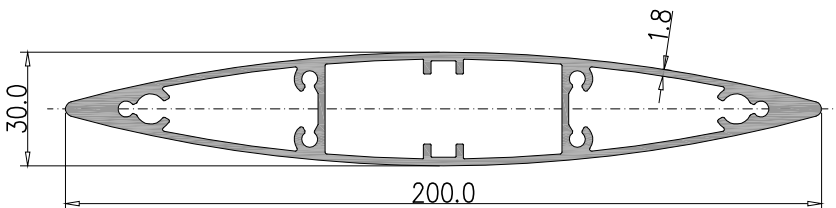
Profil No: GK-204

Ağırlık: 1536 gr/m



Profil No: GK-205

Ağırlık: 2245 gr/m

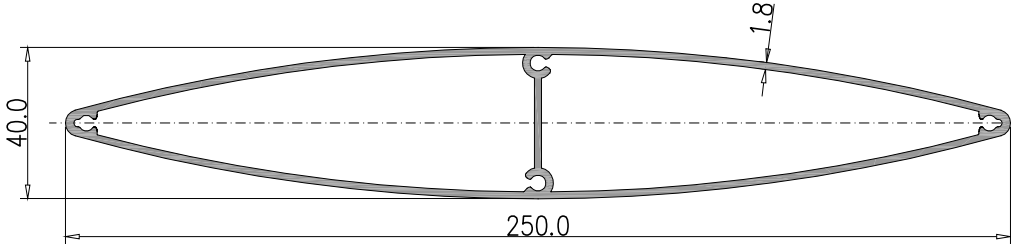


Profil No: GK-206

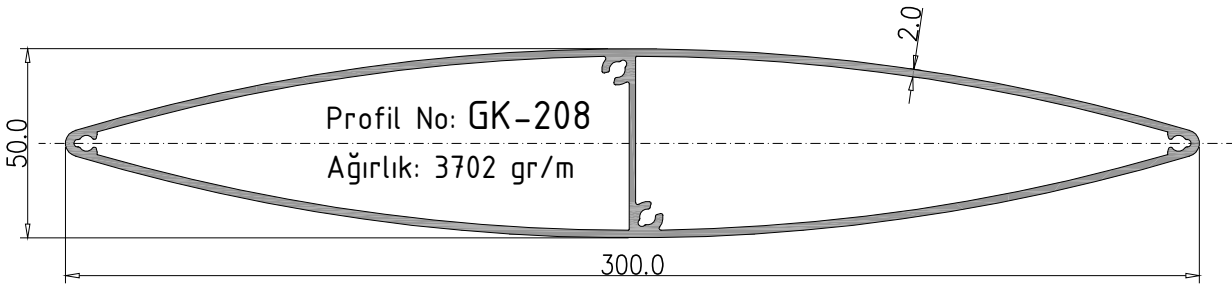
Ağırlık: 3039 gr/m

GÜNEŞ KIRICI SİSTEMLER  
SOLAR SHADING SYSTEMS

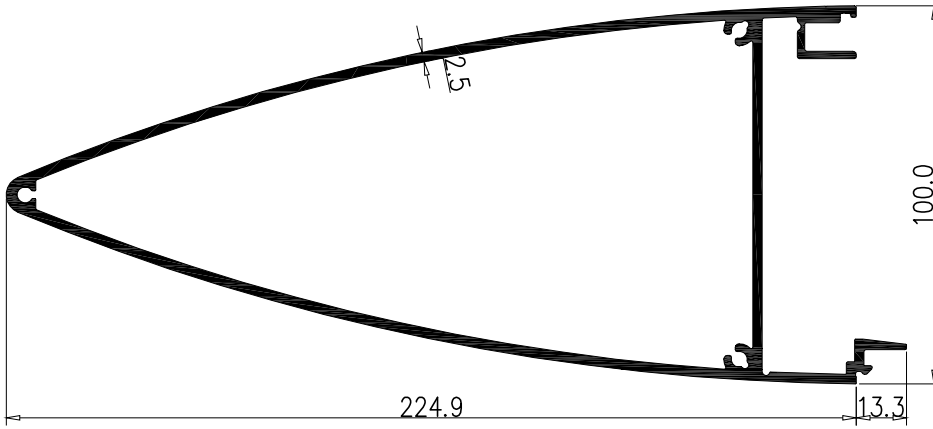
ÜRÜN TEKNİK ÖZELLİKLERİ  
PRODUCT'S TECHNICAL FEATURES



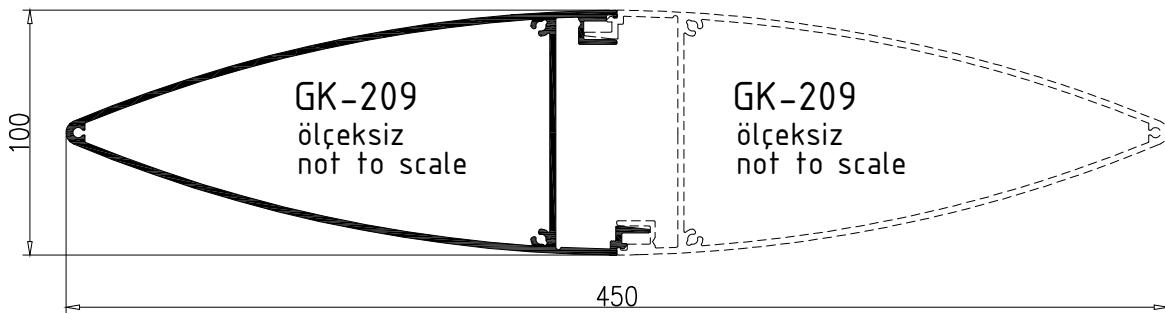
Profil No: GK-207  
Ağırlık: 2784 gr/m



Profil No: GK-208  
Ağırlık: 3702 gr/m

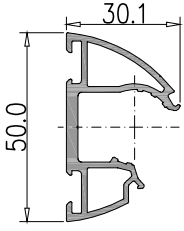


Profil No: GK-209  
Ağırlık: 3868 gr/m



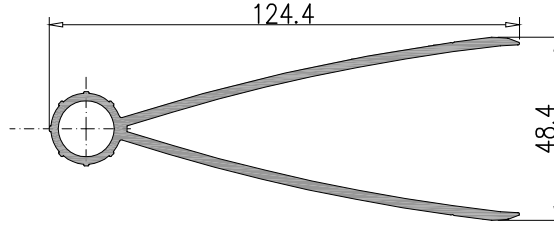
**GÜNEŞ KIRICI SİSTEMLER**  
SOLAR SHADING SYSTEMS

**ÜRÜN TEKNİK ÖZELLİKLERİ**  
PRODUCT'S TECHNICAL FEATURES



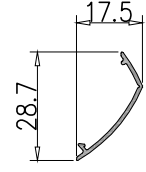
Profil No: GK-220

Ağırlık: 772 gr/m



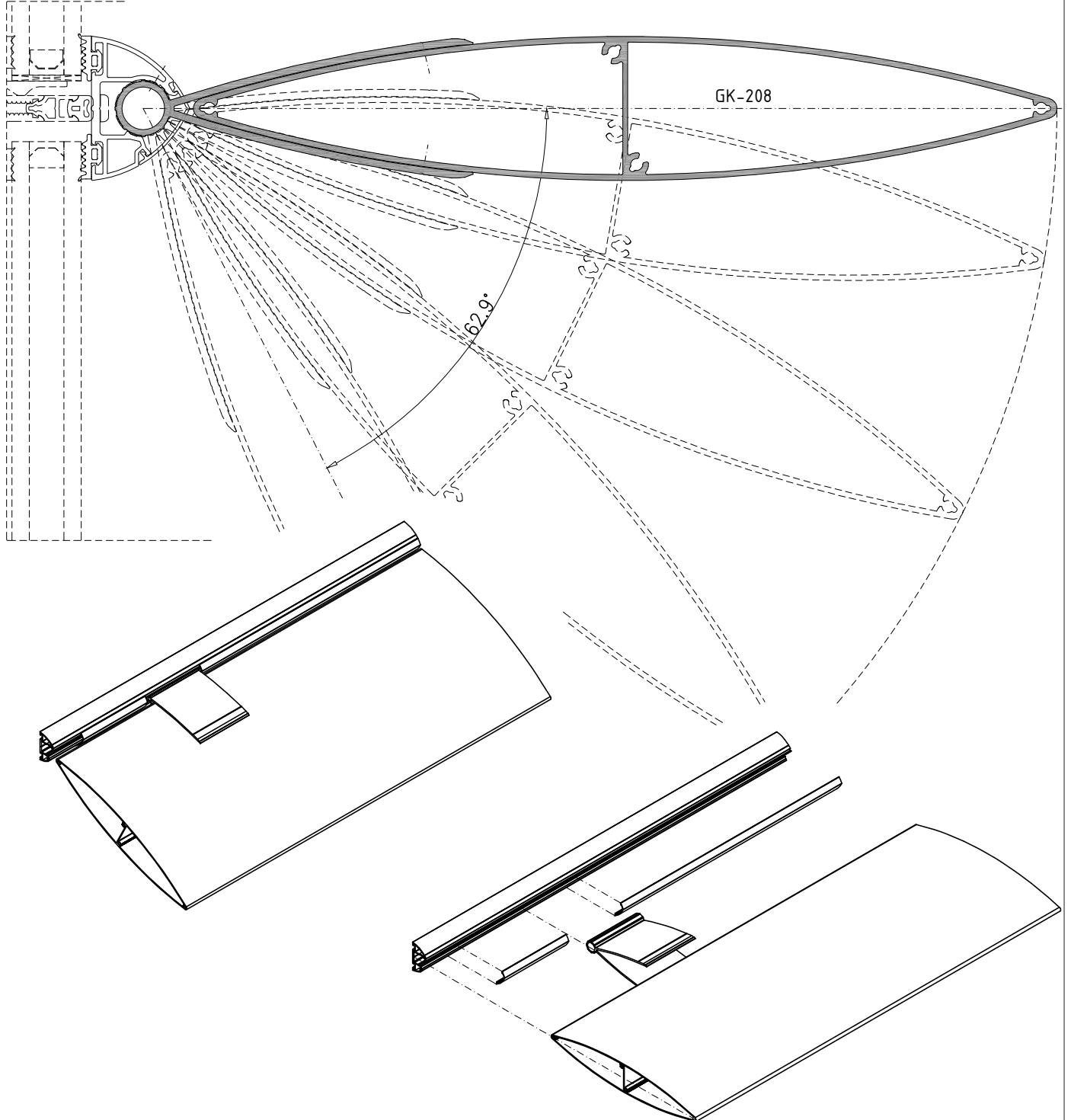
Profil No: GK-221

Ağırlık: 1736 gr/m



Profil No: GK-222

Ağırlık: 108 gr/m



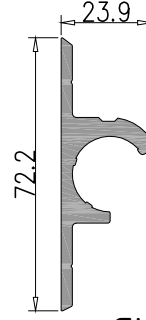
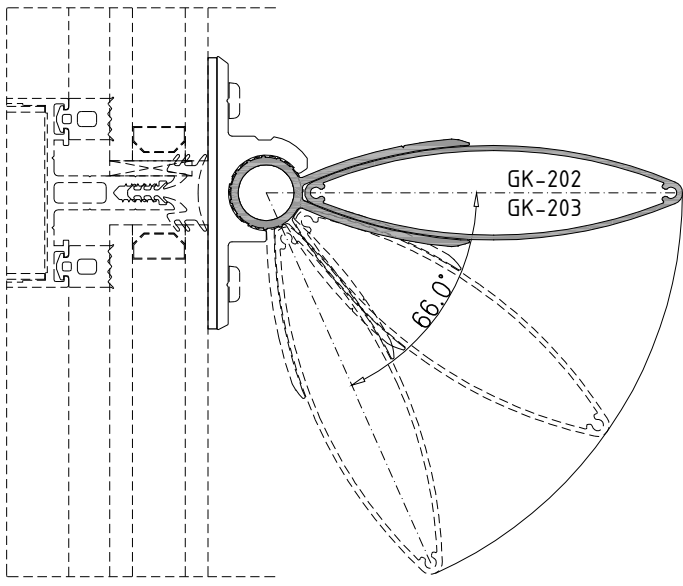
Profil değerleri teoriktir. Ağırlık olarak testimde yapılan tartım geçerlidir.  
Profil imalatları TS EN 12020-2 ve TS EN 755-9 toleransı,  
Moment değerleri EN 14024'e göre hesaplanmıştır.

Profile values are theoretical pre-shipment weight will be valid.  
The tolerances of Profile manufacturing are calculated according to EN 12020-2  
and TS EN 755-9; moment values are calculated according to EN 14024.

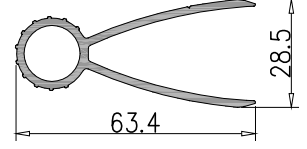
# GÜNEŞ KIRICI SİSTEMLER

## SOLAR SHADING SYSTEMS

ÜRÜN TEKNİK ÖZELLİKLERİ  
PRODUCT'S TECHNICAL FEATURES

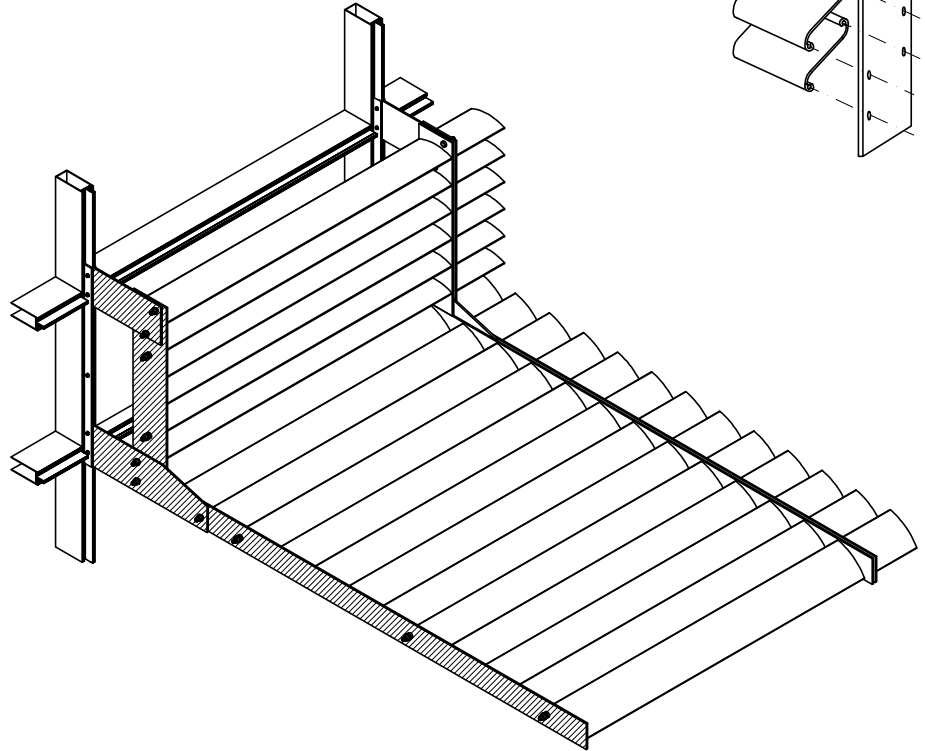
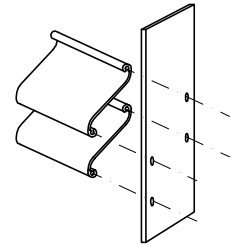
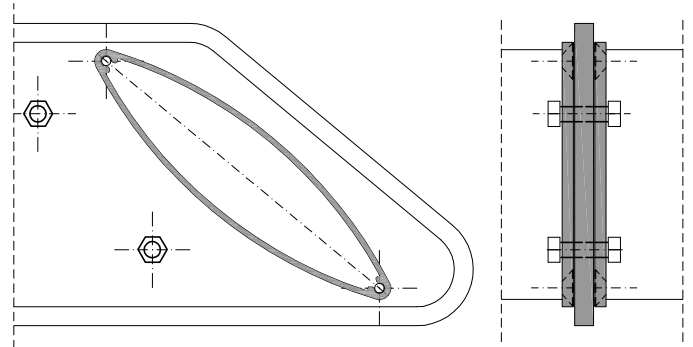
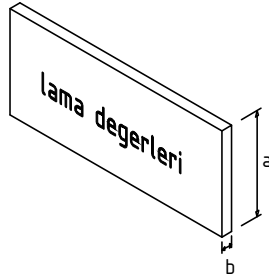


Profil No: GK-223  
Ağırlık: 1058 gr/m



Profil No: GK-224  
Ağırlık: 790 gr/m

kod	a	b	gr/m
GK-301	40	2	216
GK-302	40	3	324
GK-303	40	4	432
GK-304	50	2	270
GK-305	50	3	405
GK-306	50	4	540
GK-307	50	5	675
GK-308	50	6	810
GK-309	60	3	486
GK-310	60	4	648
GK-311	60	5	810
GK-312	60	6	972
GK-313	60	8	1296
GK-314	60	10	1620
GK-315	60	12	1944
GK-316	70	3	567
GK-317	70	5	945
GK-318	70	10	1890
GK-319	80	4	864
GK-320	80	5	1080
GK-321	80	6	1296
GK-322	80	8	1728
GK-323	80	10	2160
GK-324	90	2	486
GK-325	90	3	729
GK-326	90	4	972
GK-327	90	5	1215
GK-328	90	6	1458
GK-329	90	8	1944
GK-330	90	10	2430
GK-331	100	2	540
GK-332	100	3	810
GK-333	100	4	1080
GK-334	100	5	1350
GK-335	100	6	1620
GK-336	100	8	2160
GK-337	100	10	2700
GK-338	110	3	891
GK-339	110	8	2376
GK-340	120	10	3240
GK-341	150	6	2430
GK-342	150	10	4050
GK-343	160	10	4320
GK-344	180	10	4860
GK-345	200	10	5400

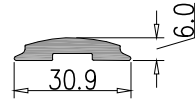
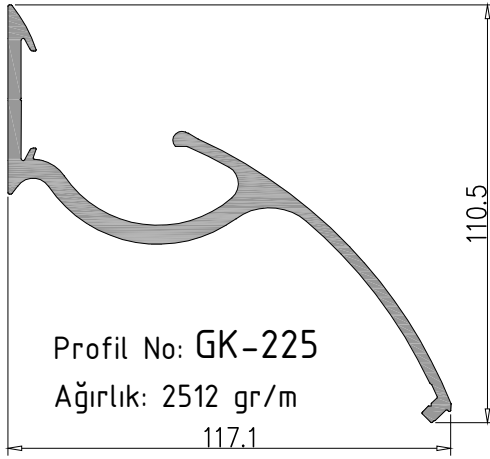
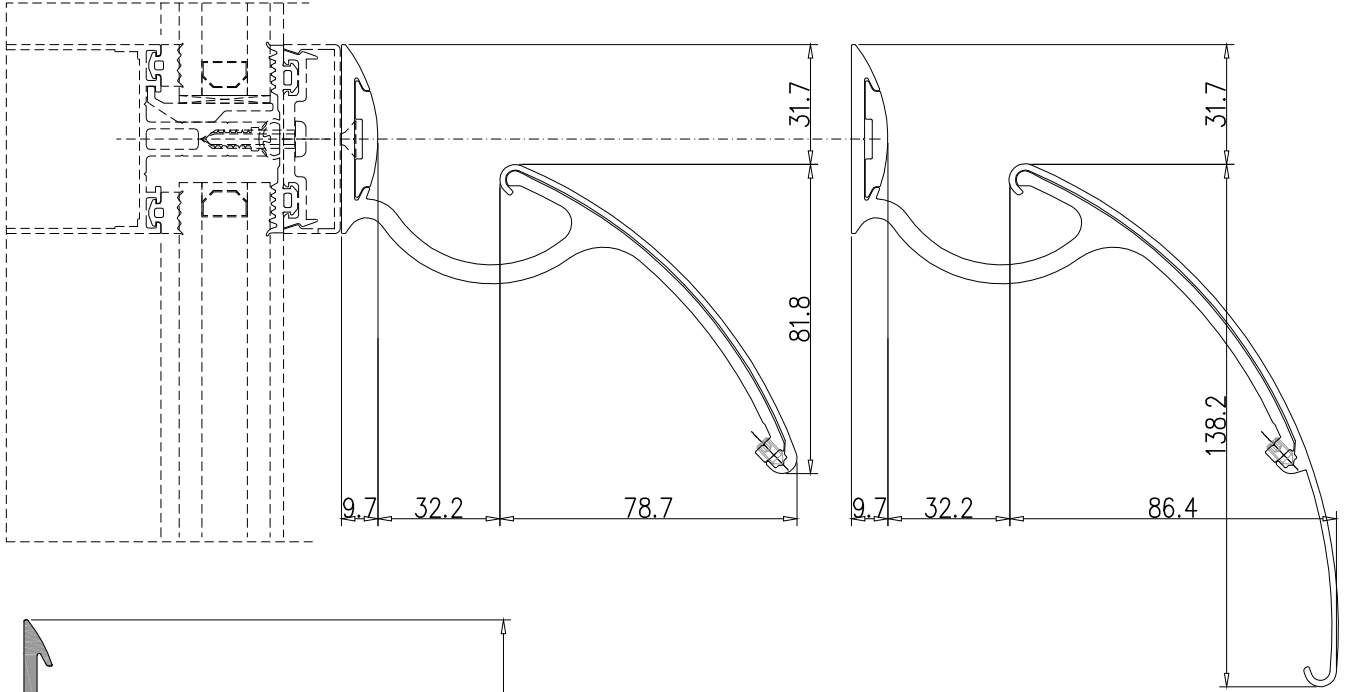


Profil değerleri teoriktir. Ağırlık olarak testimde yapılan tartım geçerlidir.  
Profil imalatları TS EN 12020-2 ve TS EN 755-9 toleransı,  
Moment değerleri EN 14024'e göre hesaplanmıştır.

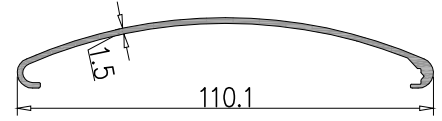
Profile values are theoretical pre-shipment weight will be valid.  
The tolerances of Profile manufacturing are calculated according to EN 12020-2  
and TS EN 755-9; moment values are calculated according to EN 14024.

**GÜNEŞ KIRICI SİSTEMLER**  
SOLAR SHADING SYSTEMS

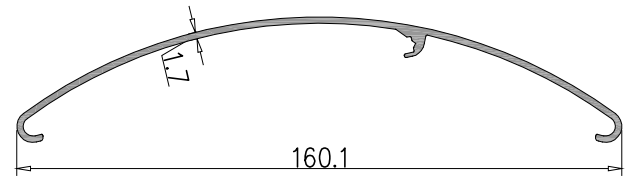
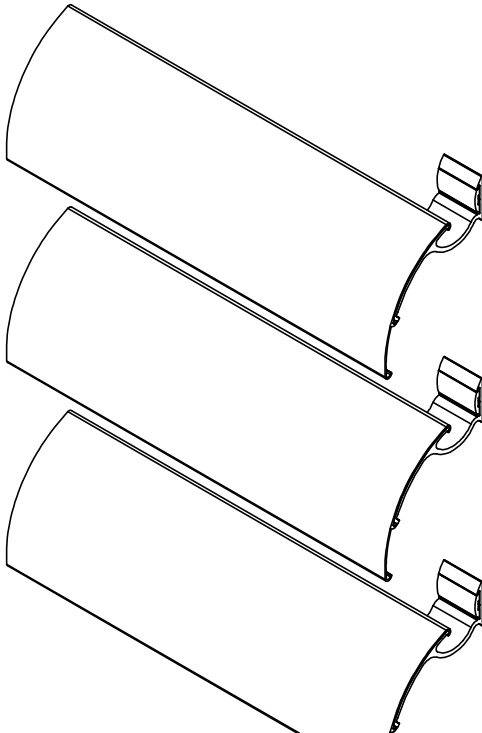
**ÜRÜN TEKNİK ÖZELLİKLERİ**  
PRODUCT'S TECHNICAL FEATURES



Profil No: GK-226  
Ağırlık: 334 gr/m

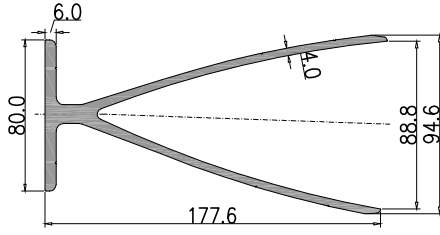


Profil No: GK-227  
Ağırlık: 548 gr/m

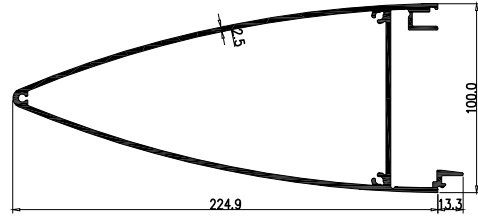


Profil No: GK-228  
Ağırlık: 929gr/m

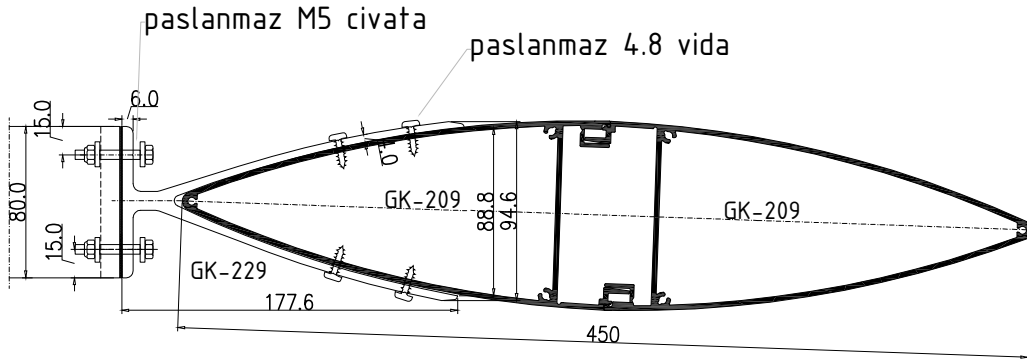
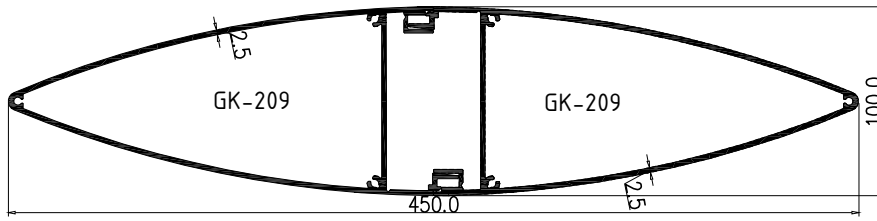




Profil No: GK-229  
Ağırlık: 5440 gr/m



Profil No: GK-209  
Ağırlık: 3868 gr/m



### Alternatif Bağlantı

