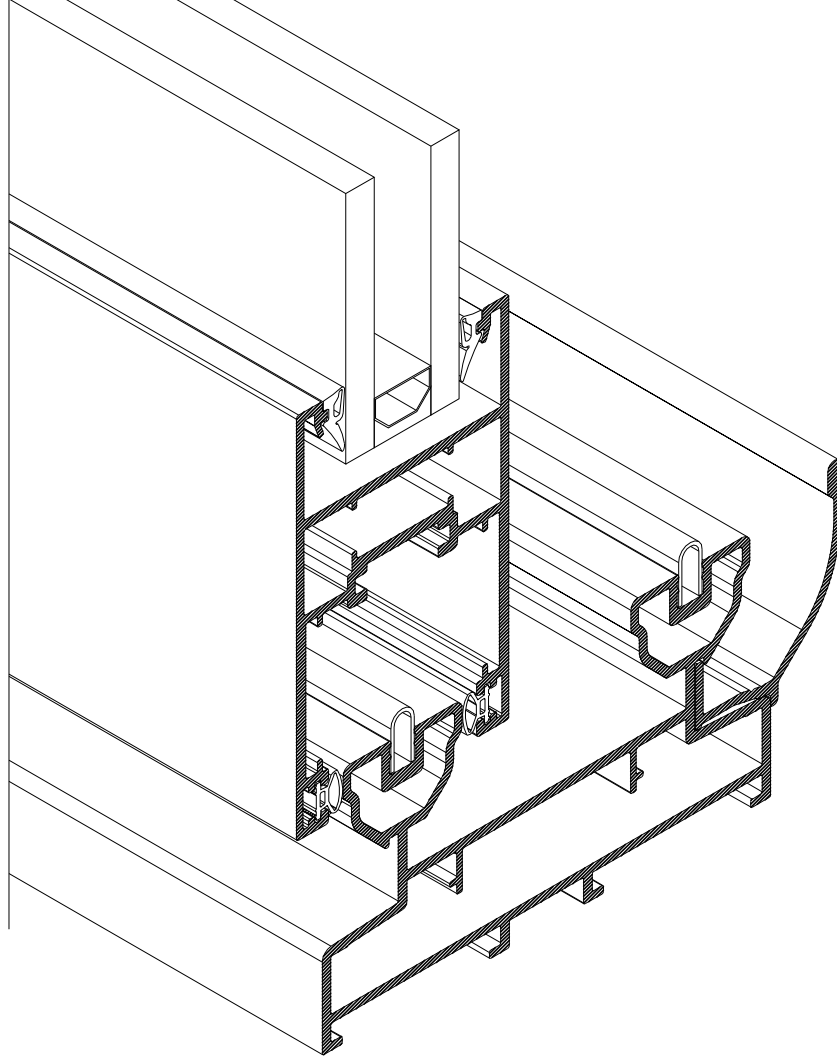
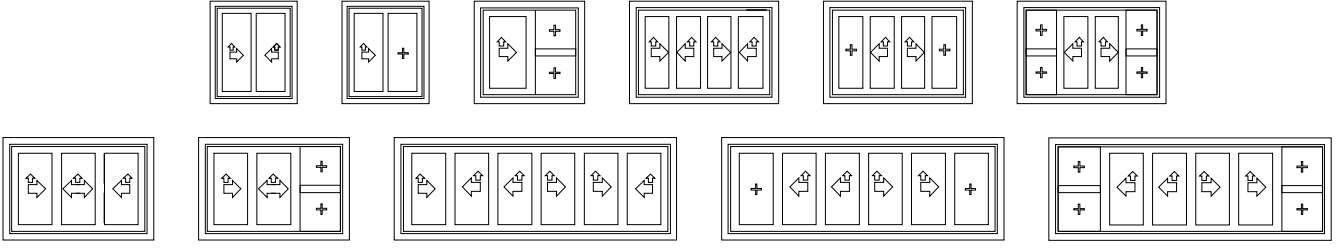


Yalıtımsız Sürme Serisi Açılım Varyasyonları (Kaldır & Sür Sistemi - Sürme Sistemi)

Noninsulated Sliding Serie Opening Variations (Lift & Slide System – Slide System)



S2

S45 Yalıtımsız Sürme Seri
S45 Noninsulated Sliding Serie

Alaşım Özellikleri
Alloy Properties

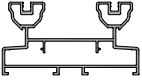
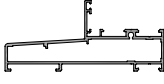
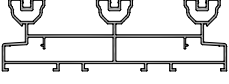
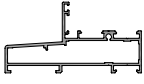
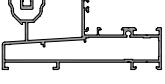

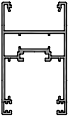
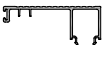
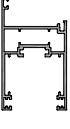
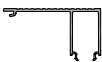
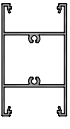

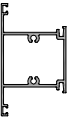
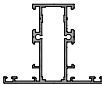
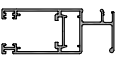
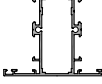

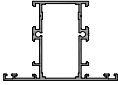

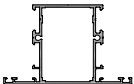
EN AW 6060 (AlMgSi0,5 F22) EN AW 6063(AlMg0,7Si F22)

Üretim ve Mekanik Standartları
Production and Mechanical Standards

EN 12020-2 – EN 755-9 – EN 755-2

S2

ÜRÜN TEKNİK ÖZELLİKLERİ
PRODUCT'S TECHNICAL FEATURES









PROFİL KESİTİ PROFILE VIEW	PROFİL NO PROFILE NO	PROFİL AÇIKLAMASI PROFILE DESCRIPTION	gr/m	PROFİL KESİTİ PROFILE VIEW	PROFİL NO PROFILE NO	PROFİL AÇIKLAMASI PROFILE DESCRIPTION	gr/m
	S2-101 (95 - 50.5)	KASA PROFİLİ FRAME	2076	 <small>⚠ İşaretti profil için satış temsilcinizden bilgi alınır.</small>	S2-510 (110.5 - 50)	ADAPTÖR PROFİLİ ADAPTER PROFILE	1544
	S2-102 (156 - 50.5)	KASA PROFİLİ FRAME	3210		S2-511 (95 - 50)	ADAPTÖR PROFİLİ ADAPTER PROFILE	1405
	S2-103 (110.5 - 50.5)	KASA PROFİLİ FRAME	1996	 <small>⚠ İşaretti profil için satış temsilcinizden bilgi alınır.</small>	S2-512 (95 - 15.6)	ADAPTÖR PROFİLİ ADAPTER PROFILE	933
	S2-201 (156 - 50.5)	KANAT PROFİLİ CASEMENT PROFILE	1469		S1-513 (67.5 - 26.5)	ADAPTÖR PROFİLİ ADAPTER PROFILE	628
	S2-202 (156 - 50.5)	KANAT PROFİLİ CASEMENT PROFILE	1370		S1-514 (67.5 - 36)	ADAPTÖR PROFİLİ ADAPTER PROFILE	637
	S2-203 (45 - 78)	KANAT PROFİLİ CASEMENT PROFILE	1365		S1-515 (26.7 - 67.5)	ADAPTÖR PROFİLİ ADAPTER PROFILE	465
	S2-204 (45 - 78)	KANAT PROFİLİ CASEMENT PROFILE	1166		W2-301 (69 - 29)	ORTA KAYIT PROFİLİ TRANSOM PROFILE	1165
	S1-205 (78 - 31)	KANAT PROFİLİ CASEMENT PROFILE	1116		W2-305 (74 - 34)	ORTA KAYIT PROFİLİ TRANSOM PROFILE	1210
	S2-501 (60 - 57.4)	ADAPTÖR PROFİLİ ADAPTER PROFILE	839		W2-302 (101 - 57)	ORTA KAYIT PROFİLİ TRANSOM PROFILE	1254
	S2-502 (25.7 - 50)	ADAPTÖR PROFİLİ ADAPTER PROFILE	666		W2-303 (89 - 49)	ORTA KAYIT PROFİLİ TRANSOM PROFILE	1339

Profil değerleri teoriktir. Ağırlık olarak testimde yapılan tartım geçerlidir.
Profil imalatları TS EN 12020-2 ve TS EN 755-9 toleransı,
Moment değerleri EN 14024'e göre hesaplanmıştır.

Profile values are theoretical pre-shipment weight will be valid.
The tolerances of Profile manufacturing are calculated according to EN 12020-2
and TS EN 755-9; moment values are calculated according to EN 14024.

S2

ÜRÜN TEKNİK ÖZELLİKLERİ
PRODUCT'S TECHNICAL FEATURES



















PROFİL KESİTİ PROFILE VIEW	PROFİL NO PROFILE NO	PROFİL AÇIKLAMASI PROFILE DESCRIPTION	gr/m	PROFİL KESİTİ PROFILE VIEW	PROFİL NO PROFILE NO	PROFİL AÇIKLAMASI PROFILE DESCRIPTION	gr/m
	S2-503 (30.1 - 35.2)	ADAPTÖR PROFİLİ ADAPTER PROFILE	589		W-611 (67 - 67)	KÖŞE BİRLEŞTİRME CORNER CLEATS	3044
	S1-501 (6.5 - 22.7)	CAM ÇİTASI GLASS BEAM	163		SC0307 (55 - 55) (9.71 mm)	KÖŞE BİRLEŞTİRME CORNER CLEATS	1737
	S1-506 (9.5 - 22.7)	CAM ÇİTASI GLASS BEAM	176		W-609 ORTA KAYIT BİRLEŞTİRME (50.6 - 39.3) CORNER CLEATS FOR TRANSOM		862
	S1-507 (13.5 - 22.7)	CAM ÇİTASI GLASS BEAM	194		W-610 ORTA KAYIT BİRLEŞTİRME (50.6 - 39.3) CORNER CLEATS FOR TRANSOM		937
	S1-509 (20.5 - 20.8)	CAM ÇİTASI GLASS BEAM	224		W-511 (3.5 - 24.8)	CAM ÇİTASI GLASS BEAM	189
	S1-510 (26.5 - 27.8)	CAM ÇİTASI GLASS BEAM	250		W-512 (7.5 - 24.8)	CAM ÇİTASI GLASS BEAM	220
	S1-508 (5 - 9.8)	RAY PR. RAIL PROFILE	127		W-513 (11.5 - 24.8)	CAM ÇİTASI GLASS BEAM	232
	S1-504 (30.8 - 38.5)	ADAPTÖR PROFİLİ ADAPTER PROFILE	311		W-514 (15.5 - 24.8)	CAM ÇİTASI GLASS BEAM	254
	S1-505 (49.9 - 34)	ADAPTÖR PROFİLİ ADAPTER PROFILE	550		W-515 (19.5 - 24.8)	CAM ÇİTASI GLASS BEAM	274
	W-601 (74 - 74) 14.8mm	KÖŞE BİRLEŞTİRME CORNER CLEATS	3428		W-516 (23.5 - 24.8)	CAM ÇİTASI GLASS BEAM	287

Profil değerleri teoriktir. Ağırlık olarak testimde yapılan tartım geçerlidir.
Profil imalatları TS EN 12020-2 ve TS EN 755-9 toleransı,
Moment değerleri EN 14024'e göre hesaplanmıştır.

Profile values are theoretical pre-shipment weight will be valid.
The tolerances of Profile manufacturing are calculated according to EN 12020-2
and TS EN 755-9; moment values are calculated according to EN 14024.

S2

ÜRÜN TEKNİK ÖZELLİKLERİ
PRODUCT'S TECHNICAL FEATURES

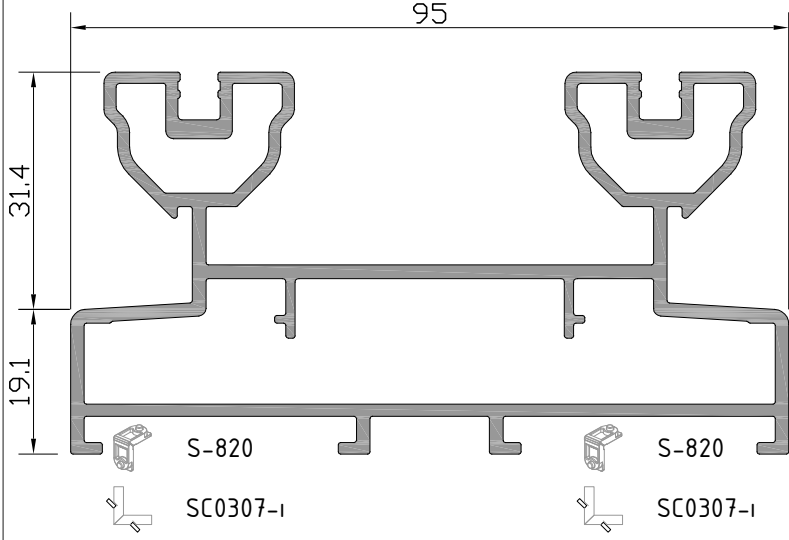
PROFİL KESİTİ PROFILE VIEW	PROFİL NO PROFILE NO	PROFİL AÇIKLAMASI PROFILE DESCRIPTION	gr/m	PROFİL KESİTİ PROFILE VIEW	PROFİL NO PROFILE NO	PROFİL AÇIKLAMASI PROFILE DESCRIPTION	gr/m
	W-517 (27.5 - 24.8)	CAM ÇİTASI GLASS BEAM	300		W-518-a (31.5 - 24.8)	CAM ÇİTASI GLASS BEAM	299
	W-518 (31.5 - 24.8)	CAM ÇİTASI GLASS BEAM	318		W-519-a (35.5 - 24.8)	CAM ÇİTASI GLASS BEAM	319
	W-519 (35.5 - 24.8)	CAM ÇİTASI GLASS BEAM	337		W-520-a (39.5 - 24.8)	CAM ÇİTASI GLASS BEAM	332
	W-520 (39.5 - 24.8)	CAM ÇİTASI GLASS BEAM	352		W-521-a (43.5 - 24.8)	CAM ÇİTASI GLASS BEAM	346
  İşaretili profil için satış temsilcinizden bilgi alınız.	W-511-a (3.5 - 24.8)	CAM ÇİTASI GLASS BEAM	195		W-522-a (29.5 - 24.8)	CAM ÇİTASI GLASS BEAM	281
  İşaretili profil için satış temsilcinizden bilgi alınız.	W-512-a (7.5 - 24.8)	CAM ÇİTASI GLASS BEAM	228				
	W-513-a (11.5 - 24.8)	CAM ÇİTASI GLASS BEAM	218				
	W-514-a (15.5 - 24.8)	CAM ÇİTASI GLASS BEAM	231				
	W-515-a (19.5 - 24.8)	CAM ÇİTASI GLASS BEAM	244				
	W-516-a (23.5 - 24.8)	CAM ÇİTASI GLASS BEAM	273				
	W-517-a (27.5 - 24.8)	CAM ÇİTASI GLASS BEAM	286				

Profil değerleri teoriktir. Ağırlık olarak teslimde yapılan tartım geçerlidir.
Profil imalatları TS EN 12020-2 ve TS EN 755-9 toleransı,
Moment değerleri EN 14024'e göre hesaplanmıştır.

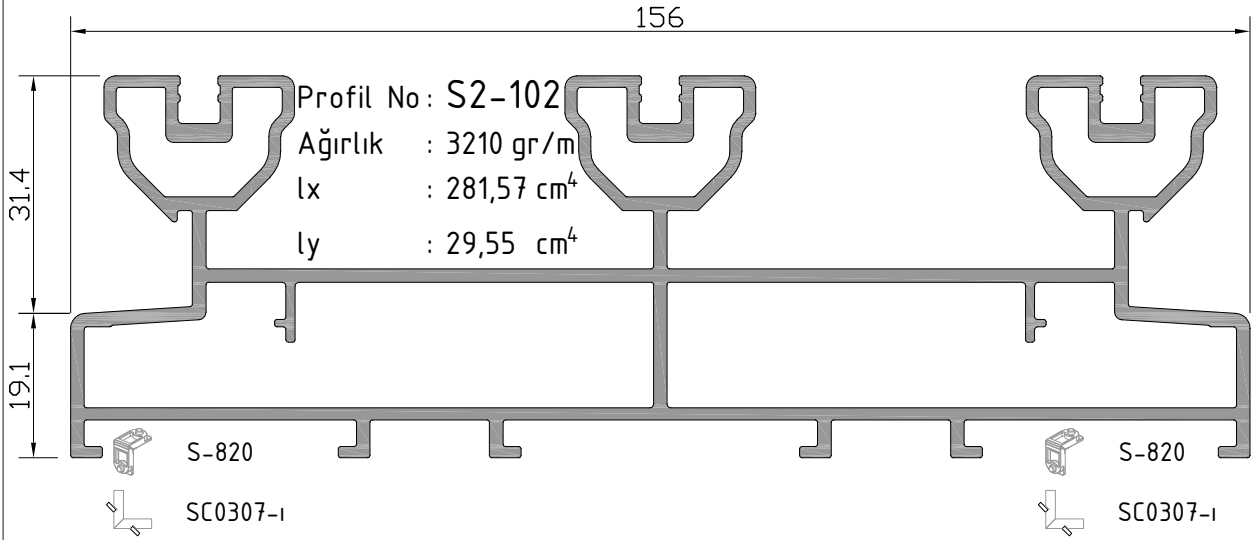
Profile values are theoretical pre-shipment weight will be valid.
The tolerances of Profile manufacturing are calculated according to EN 12020-2
and TS EN 755-9; moment values are calculated according to EN 14024.

S2
S45 YALITIMSIZ SÜRME SERİ
S45 NONINSULATED SLIDING SERIES

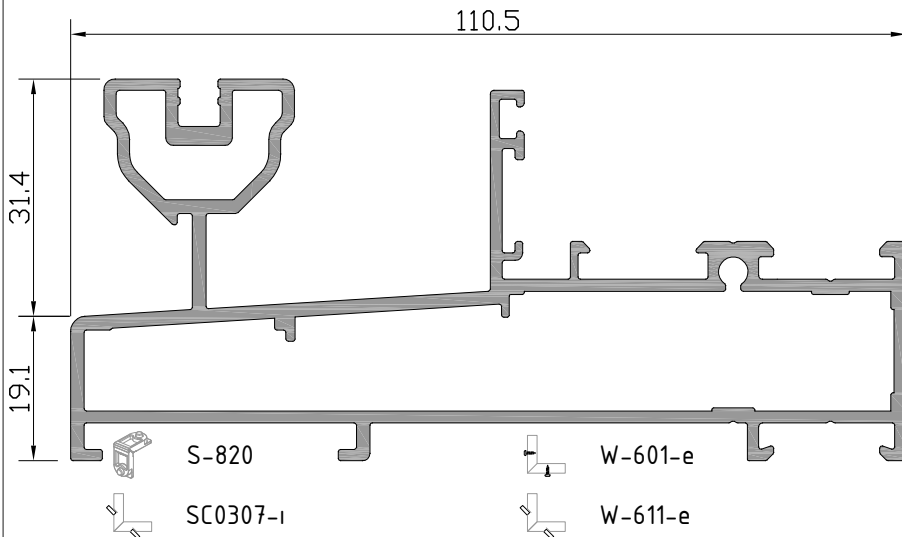
ÜRÜN TEKNİK ÖZELLİKLERİ
PRODUCT'S TECHNICAL FEATURES



Profil No: S2-101
Ağırlık : 2076 gr/m
lx : 71,40 cm⁴
ly : 19,28 cm⁴



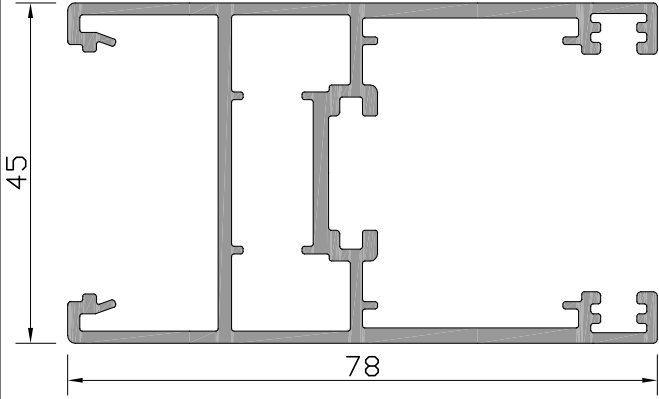
Profil No: S2-102
Ağırlık : 3210 gr/m
lx : 281,57 cm⁴
ly : 29,55 cm⁴



Profil No: S2-103
Ağırlık : 1996 gr/m
lx : 88,50 cm⁴
ly : 15,33 cm⁴

S2
S45 YALITIMSIZ SÜRME SERİ
S45 NONINSULATED SLIDING SERIES

ÜRÜN TEKNİK ÖZELLİKLERİ
PRODUCT'S TECHNICAL FEATURES



Profil No : S2-201

Ağırlık : 1469 gr/m

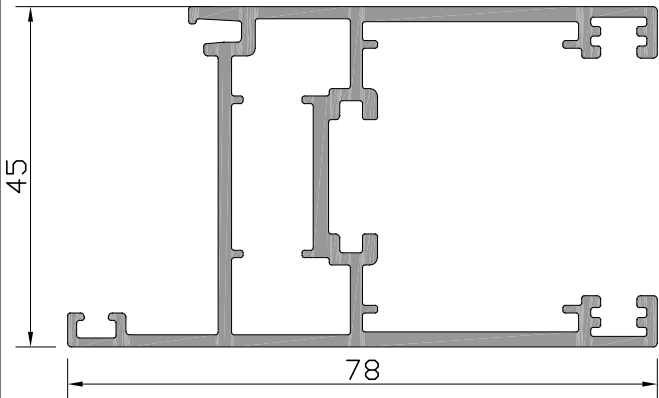
I_x : 17,77 cm⁴

I_y : 24,80 cm⁴



S-822

S-821



Profil No : S2-202

Ağırlık : 1370 gr/m

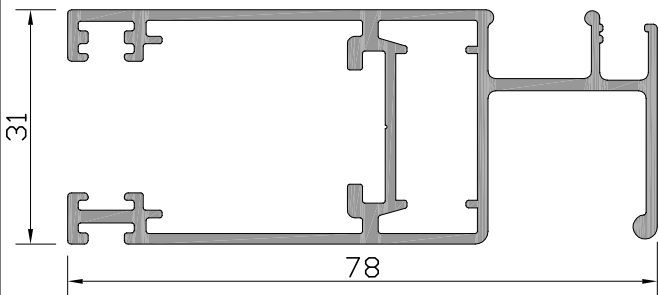
I_x : 16,16 cm⁴

I_y : 19,76 cm⁴



S-822

S-821



Profil No : S1-205

Ağırlık : 1116 gr/m

I_x : 5,54 cm⁴

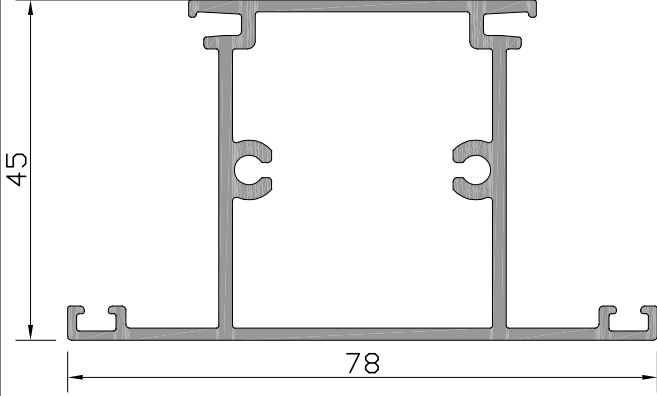
I_y : 24,94 cm⁴



S-822

S2
S45 YALITIMSIZ SÜRME SERİ
S45 NONINSULATED SLIDING SERIES

ÜRÜN TEKNİK ÖZELLİKLERİ
PRODUCT'S TECHNICAL FEATURES

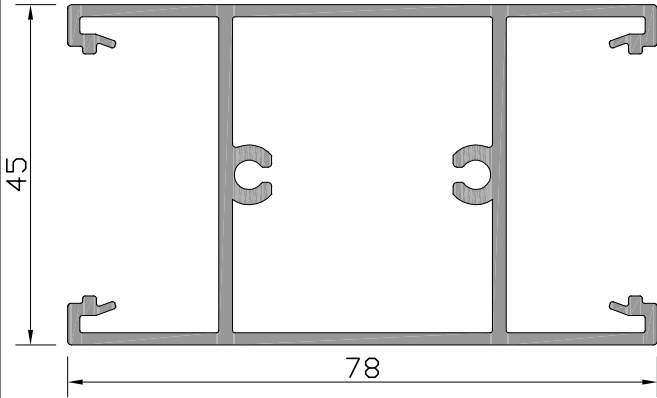


Profil No : S2-204

Ağırlık : 1166 gr/m

I_x : 12,44 cm⁴

I_y : 15,87 cm⁴

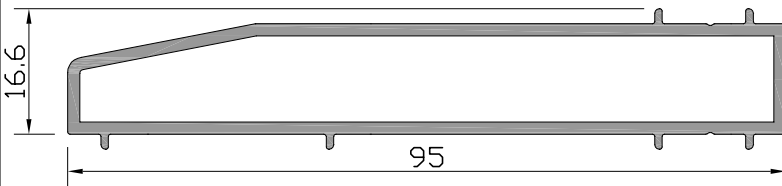


Profil No : S2-203

Ağırlık : 1365 gr/m

I_x : 15,85 cm⁴

I_y : 26,24 cm⁴



Profil No : S2-512 ⚠

Ağırlık : 933 gr/m

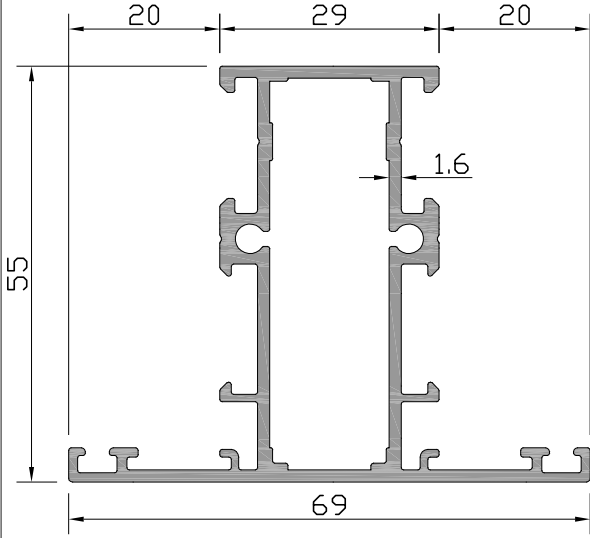
I_x : 30,49 cm⁴

I_y : 1,30 cm⁴

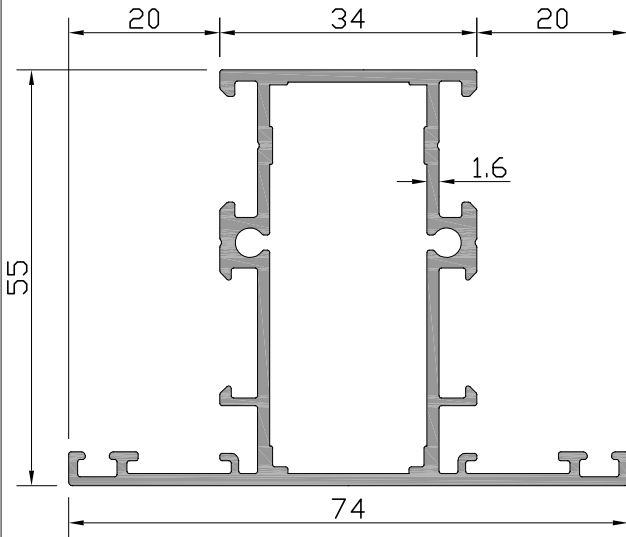
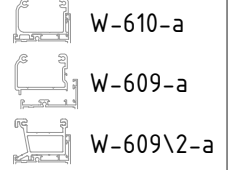
⚠ İşaretili profil için satış temsilcinizden bilgi alınız.

S2
S45 YALITIMSIZ SÜRME SERİ
S45 NONINSULATED SLIDING SERIES

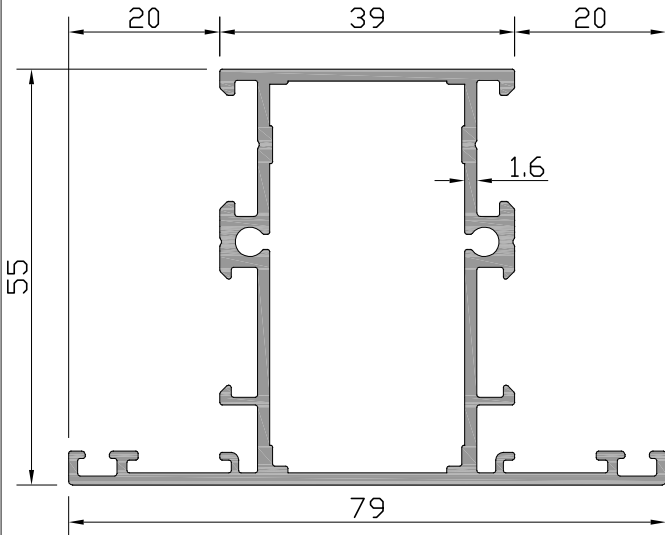
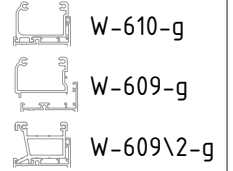
ÜRÜN TEKNİK ÖZELLİKLERİ
PRODUCT'S TECHNICAL FEATURES



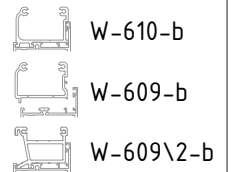
Profil No : W2-301
Ağırlık : 1165 gr/m
lx : 16,75 cm⁴
ly : 8,93 cm⁴



Profil No : W2-305
Ağırlık : 1210 gr/m
lx : 17,95 cm⁴
ly : 11,86 cm⁴

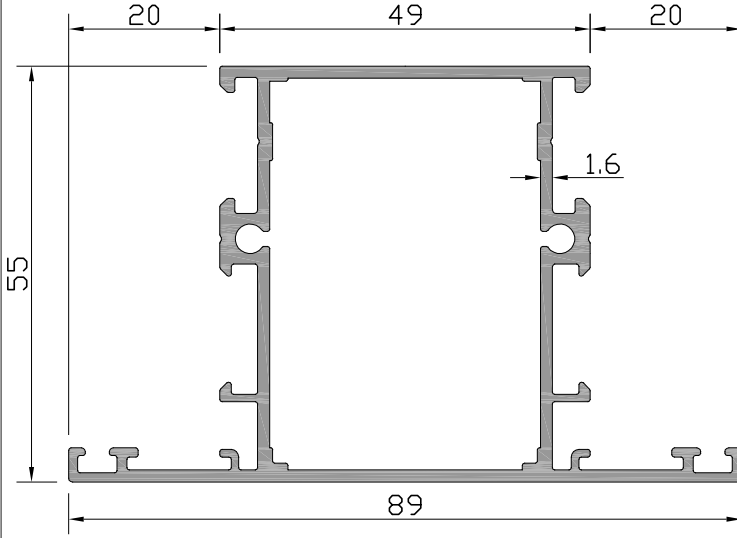


Profil No : W2-302
Ağırlık : 1254 gr/m
lx : 19,13 cm⁴
ly : 15,36 cm⁴

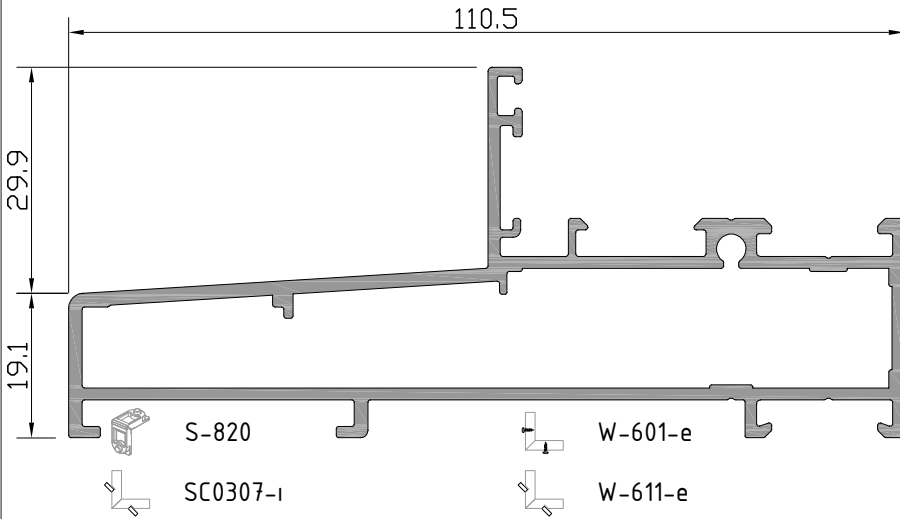
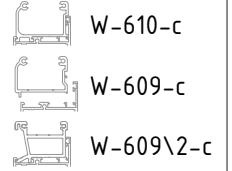


S2
S45 YALITIMSIZ SÜRME SERİ
S45 NONINSULATED SLIDING SERIES

ÜRÜN TEKNİK ÖZELLİKLERİ
PRODUCT'S TECHNICAL FEATURES

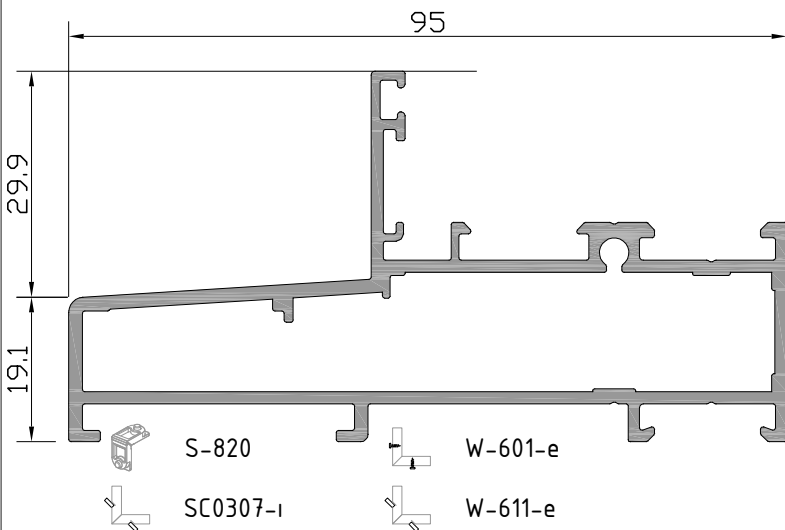


Profil No: **W2-303**
Ağırlık : 1339 gr/m
Ix : 21,53 cm⁴
ly : 24,07 cm⁴



Profil No: **S2-510** ⚠
Ağırlık : 1544 gr/m
Ix : 65,62 cm⁴
ly : 6,74 cm⁴

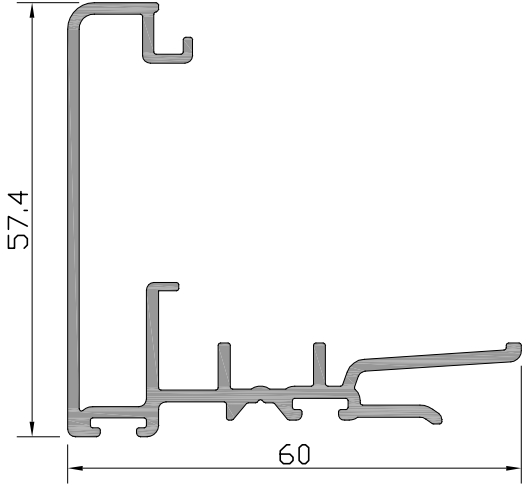
⚠ İşareti profil için satış temsilcilerinizden bilgi alın.



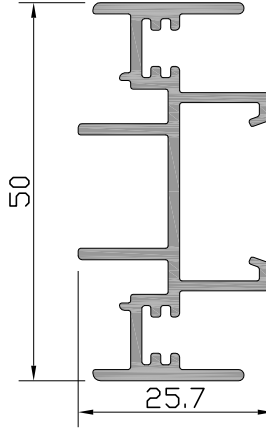
Profil No: **S2-511**
Ağırlık : 1405 gr/m
Ix : 43,98 cm⁴
ly : 6,40 cm⁴


S2
S45 YALITIMSIZ SÜRME SERİ
S45 NONINSULATED SLIDING SERIES

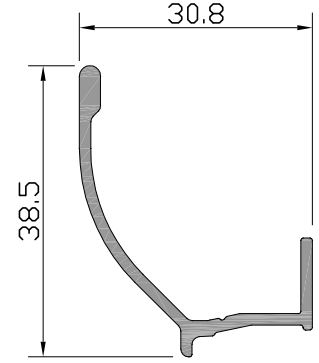
ÜRÜN TEKNİK ÖZELLİKLERİ
PRODUCT'S TECHNICAL FEATURES




Profil No: S2-501
Ağırlık : 839 gr/m

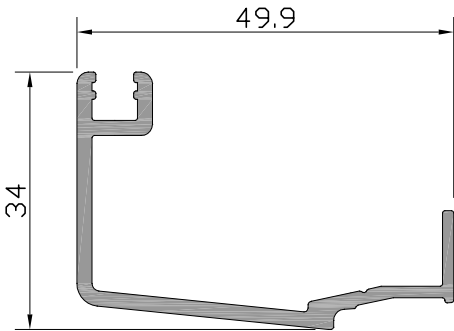


Profil No: S2-502 
Ağırlık : 666 gr/m

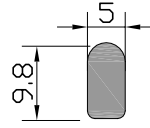


Profil No: S1-504
Ağırlık : 311 gr/m

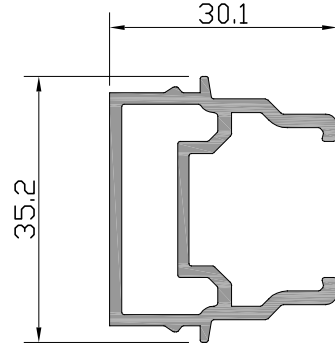
 İşaretti profil için satış temsilcinizden bilgi alınız.



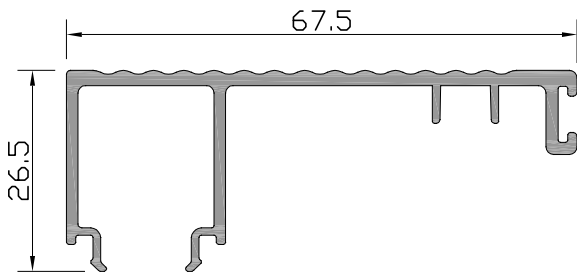
Profil No: S1-505
Ağırlık : 550 gr/m



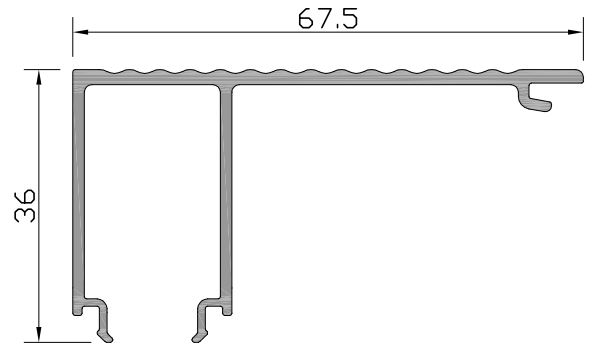
Profil No: S1-508
Ağırlık : 127 gr/m



Profil No: S2-503
Ağırlık : 589



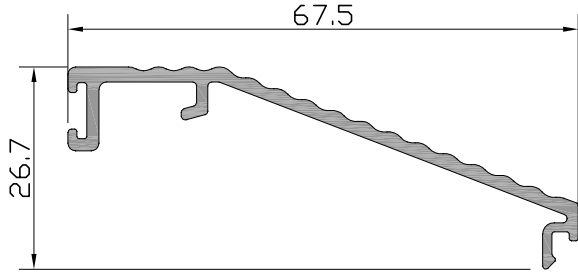
Profil No: S1-513
Ağırlık : 628 gr/m



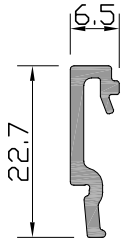
Profil No: S1-514
Ağırlık : 637 gr/m

S2
S45 YALITIMSIZ SÜRME SERİ
S45 NONINSULATED SLIDING SERIES

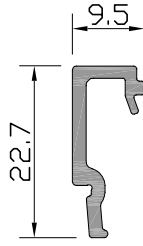
ÜRÜN TEKNİK ÖZELLİKLERİ
PRODUCT'S TECHNICAL FEATURES



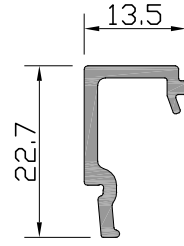
Profil No : S1-515
Ağırlık : 465 gr/m



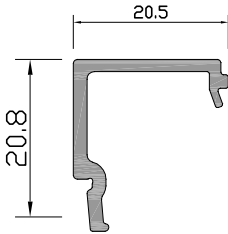
Profil No : S1-501
Ağırlık : 163 gr/m



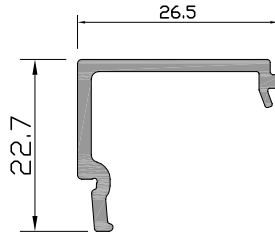
Profil No : S1-506
Ağırlık : 176 gr/m



Profil No : S1-507
Ağırlık : 194 gr/m



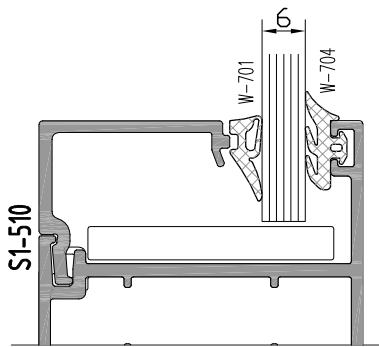
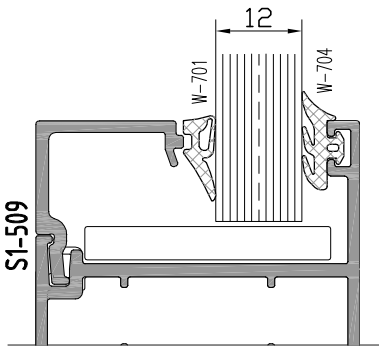
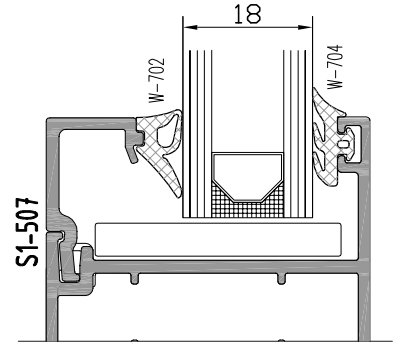
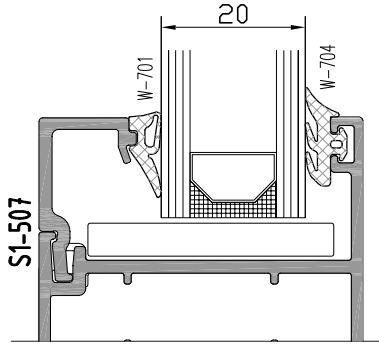
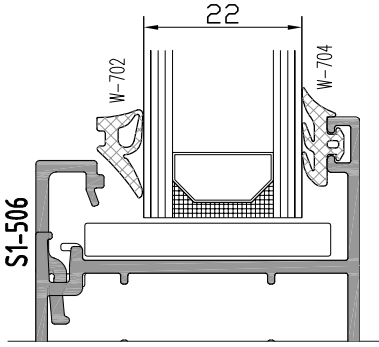
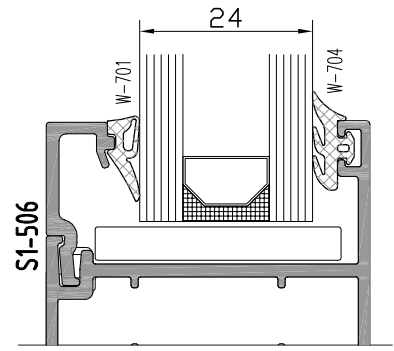
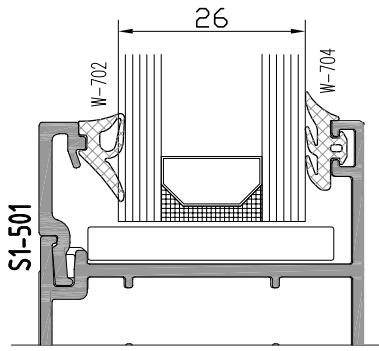
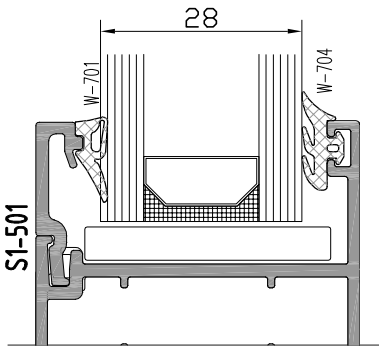
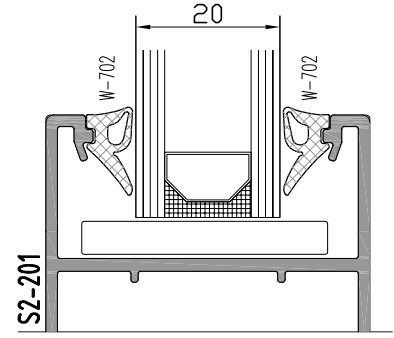
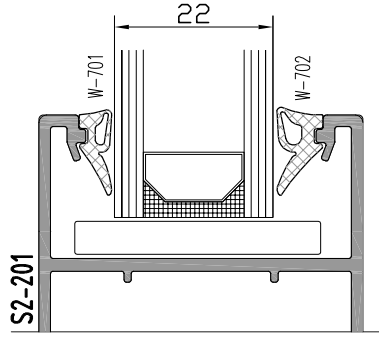
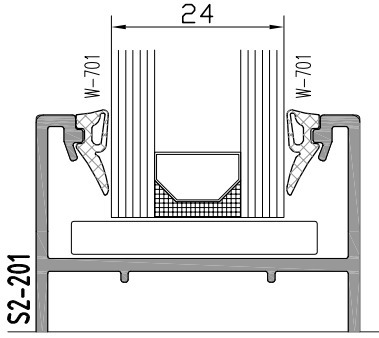
Profil No : S1-509
Ağırlık : 224 gr/m



Profil No : S1-510
Ağırlık : 250 gr/m

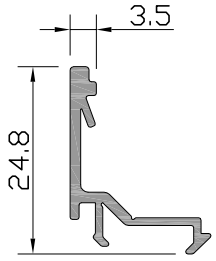
S2
S45 YALITIMSIZ SÜRME SERİ
S45 NONINSULATED SLIDING SERIES

CAM - FİTİL - CAM ÇİTASI
GLAZING-GASKET-GLAZING BELT

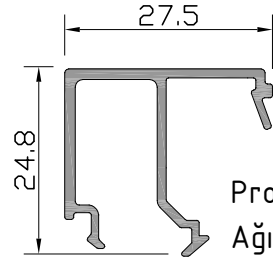


S2
S45 YALITIMSIZ SÜRME SERİ
S45 NONINSULATED SLIDING SERIES

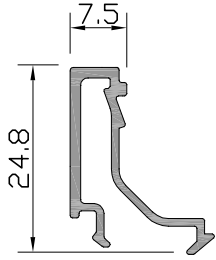
ÜRÜN TEKNİK ÖZELLİKLERİ
PRODUCT'S TECHNICAL FEATURES



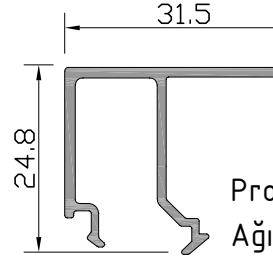
Profil No : W-511
Ağırlık : 189 gr/m



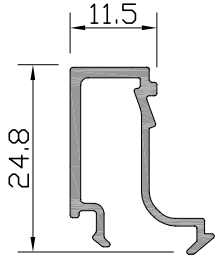
Profil No : W-517
Ağırlık : 300 gr/m



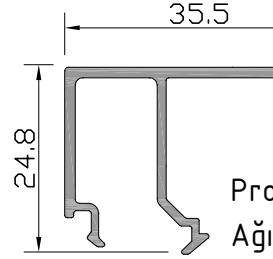
Profil No : W-512
Ağırlık : 220 gr/m



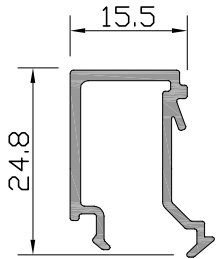
Profil No : W-518
Ağırlık : 318 gr/m



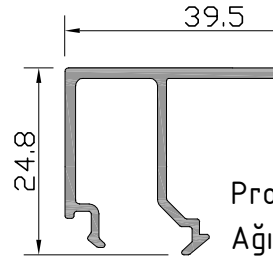
Profil No : W-513
Ağırlık : 232 gr/m



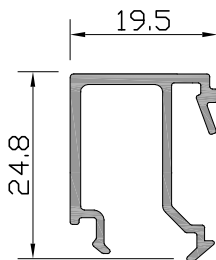
Profil No : W-519
Ağırlık : 337 gr/m



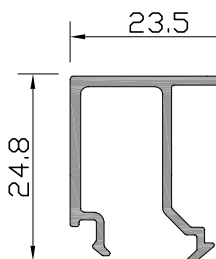
Profil No : W-514
Ağırlık : 254 gr/m



Profil No : W-520
Ağırlık : 352 gr/m



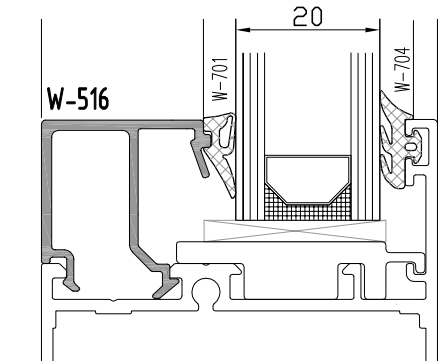
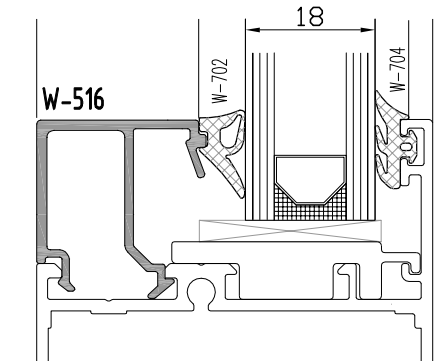
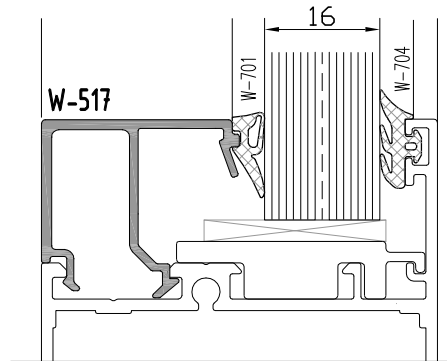
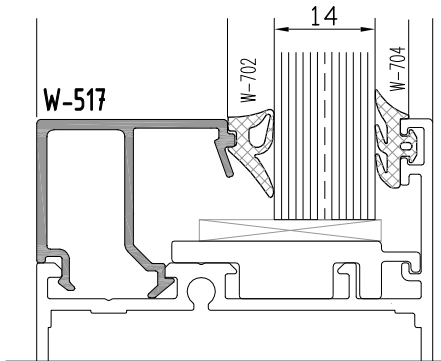
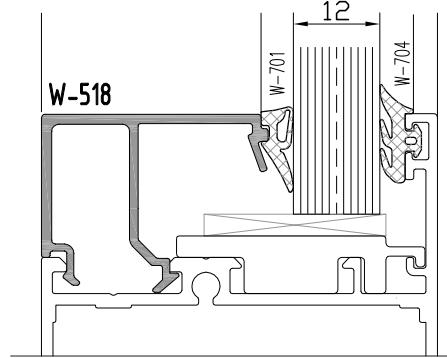
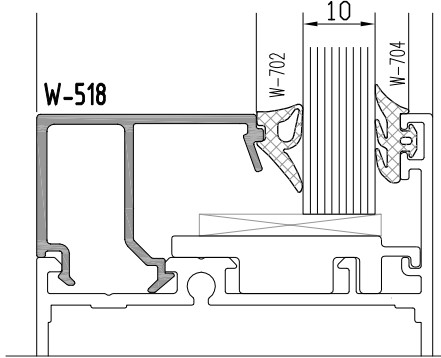
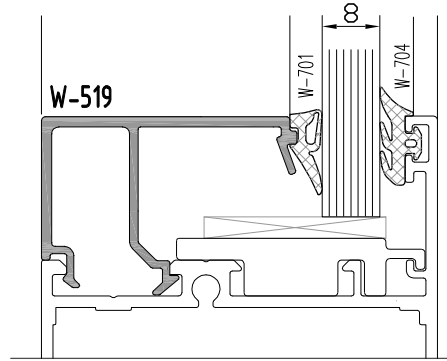
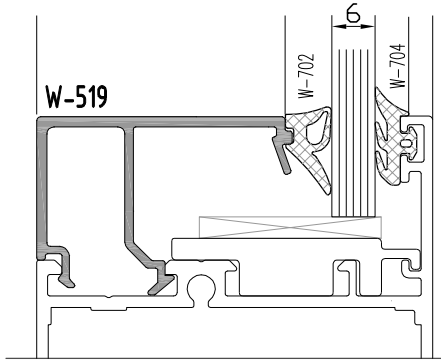
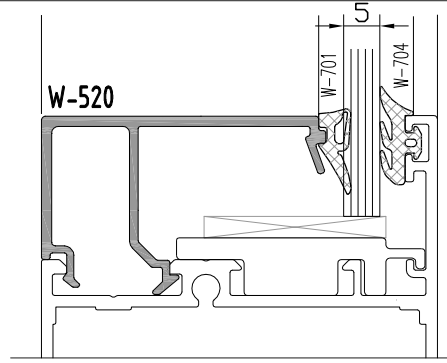
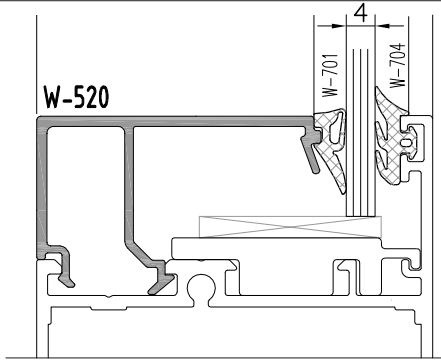
Profil No : W-515
Ağırlık : 274 gr/m



Profil No : W-516
Ağırlık : 287 gr/m

S2
S45 YALITIMSIZ SÜRME SERİ
S45 NONINSULATED SLIDING SERIES

CAM - FİTİL - CAM ÇİTASI
GLAZING-GASKET-GLAZING BELT

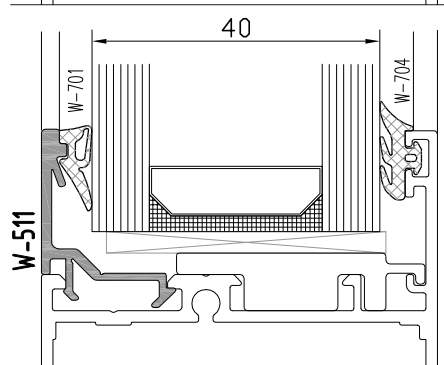
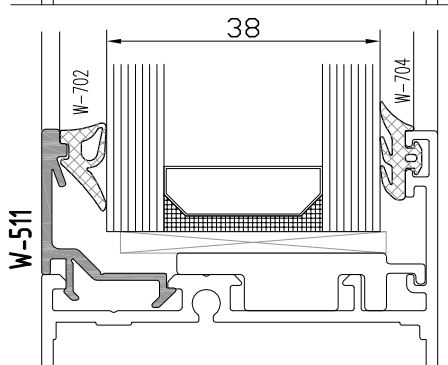
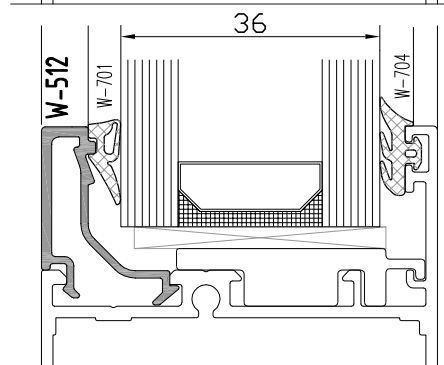
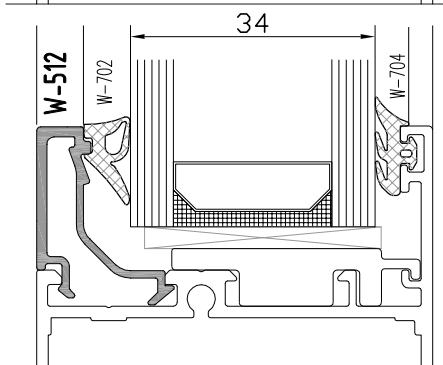
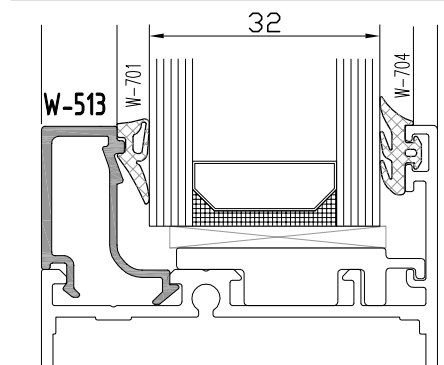
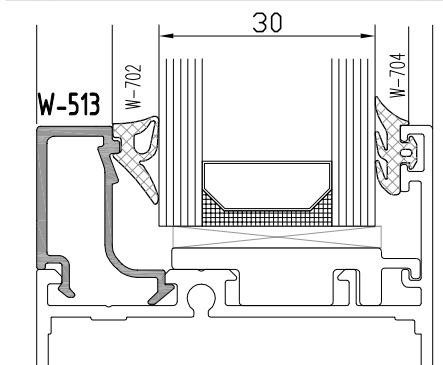
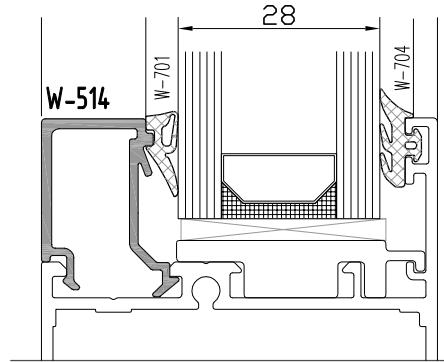
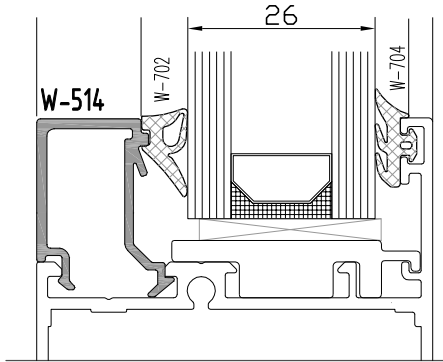
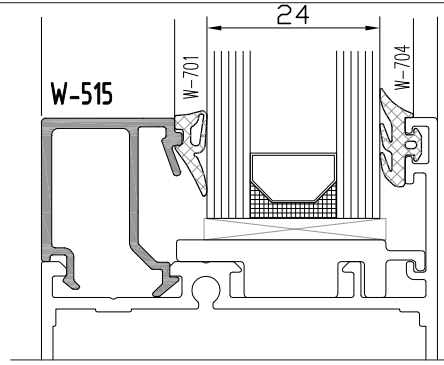
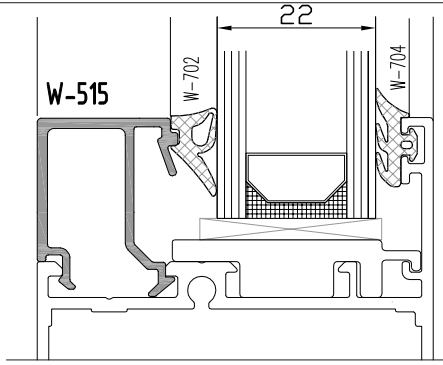


Profil değerleri teoriktir. Ağırlık olarak testimde yapılan tartım geçerlidir.
Profil imalatları TS EN 12020-2 ve TS EN 755-9 toleransı,
Moment değerleri EN 14024'e göre hesaplanmıştır.

Profile values are theoretical pre-shipment weight will be valid.
The tolerances of Profile manufacturing are calculated according to EN 12020-2
and TS EN 755-9; moment values are calculated according to EN 14024.

S2
S45 YALITIMSIZ SÜRME SERİ
S45 NONINSULATED SLIDING SERIES

CAM - FİTİL - CAM ÇİTASI
GLAZING-GASKET-GLAZING BELT

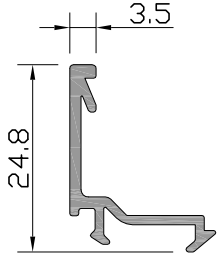


Profil değerleri teoriktir. Ağırlık olarak testimde yapılan tartım geçerlidir.
Profil imalatları TS EN 12020-2 ve TS EN 755-9 toleransı,
Moment değerleri EN 14024'e göre hesaplanmıştır.

Profile values are theoretical pre-shipment weight will be valid.
The tolerances of Profile manufacturing are calculated according to EN 12020-2
and TS EN 755-9; moment values are calculated according to EN 14024.

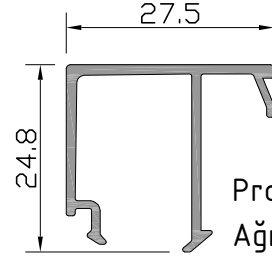
S2
S45 YALITIMSIZ SÜRME SERİ
S45 NONINSULATED SLIDING SERIES

ÜRÜN TEKNİK ÖZELLİKLERİ
PRODUCT'S TECHNICAL FEATURES

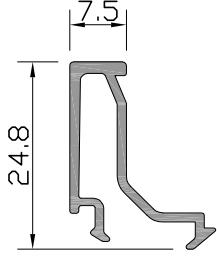


Profil No: W-511-a ⚠
Ağırlık : 195 gr/m

⚠ İşaretti profil için satış temsilcinizden bilgi alınız.

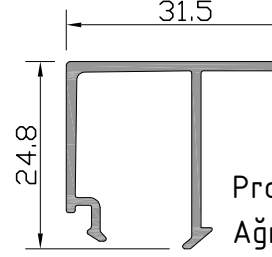


Profil No: W-517-a
Ağırlık : 286 gr/m

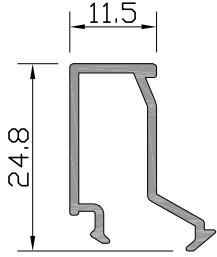


Profil No: W-512-a ⚠
Ağırlık : 228 gr/m

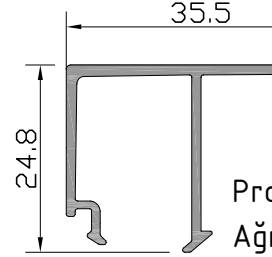
⚠ İşaretti profil için satış temsilcinizden bilgi alınız.



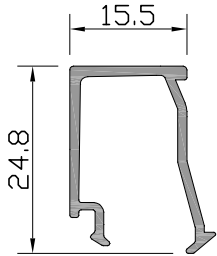
Profil No: W-518-a
Ağırlık : 299 gr/m



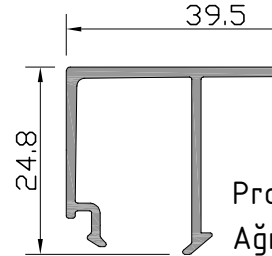
Profil No: W-513-a
Ağırlık : 218 gr/m



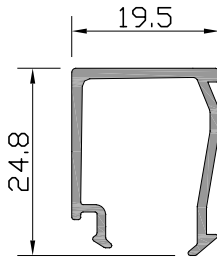
Profil No: W-519-a
Ağırlık : 319 gr/m



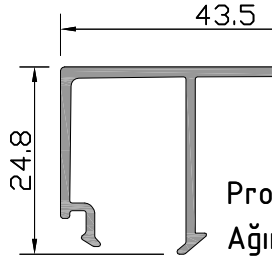
Profil No: W-514-a
Ağırlık : 231 gr/m



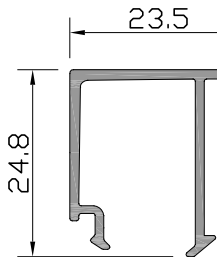
Profil No: W-520-a
Ağırlık : 332 gr/m



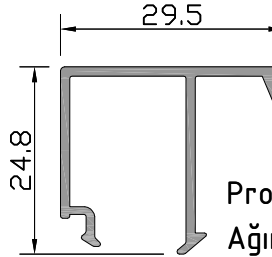
Profil No: W-515-a
Ağırlık : 244 gr/m



Profil No: W-521-a
Ağırlık : 346 gr/m



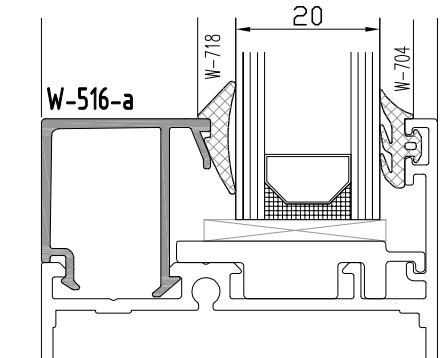
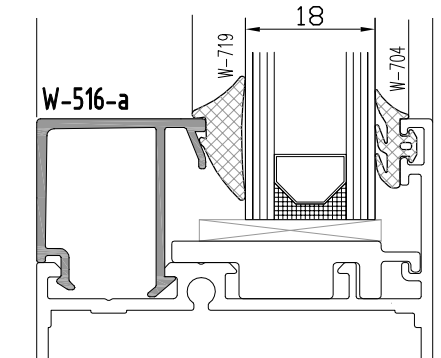
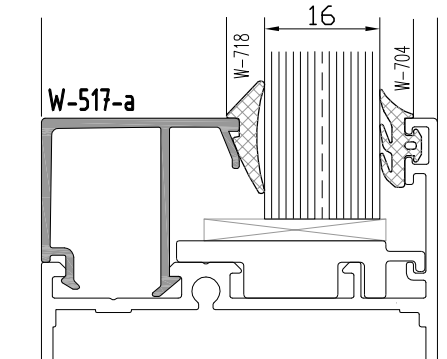
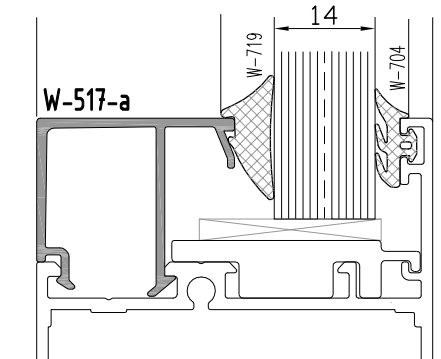
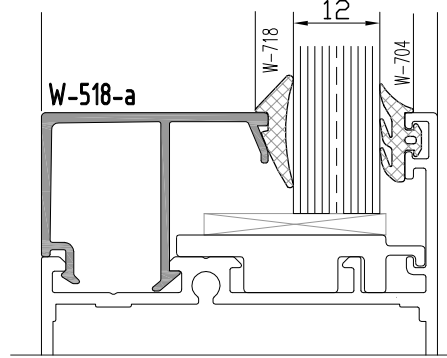
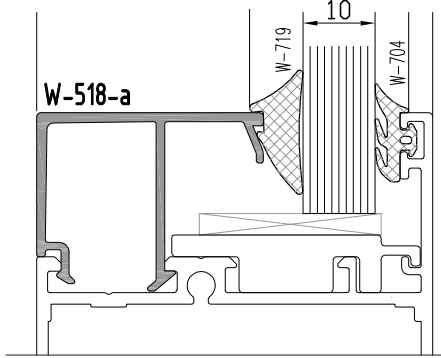
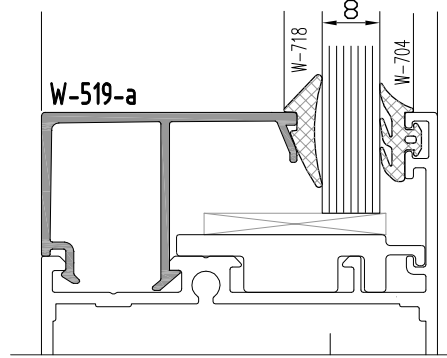
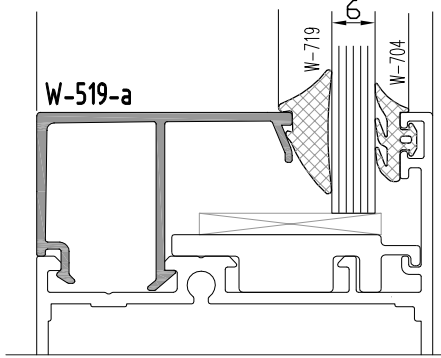
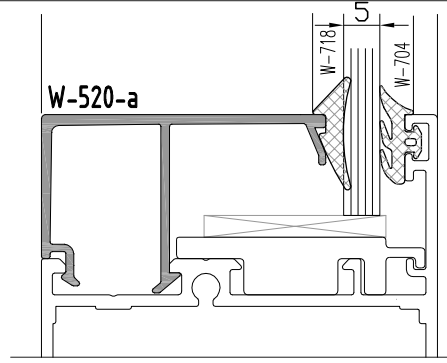
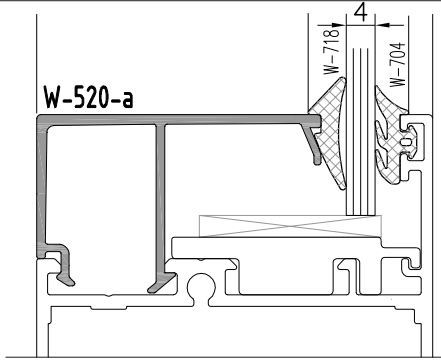
Profil No: W-516-a
Ağırlık : 273 gr/m



Profil No: W-522-a
Ağırlık : 281 gr/m

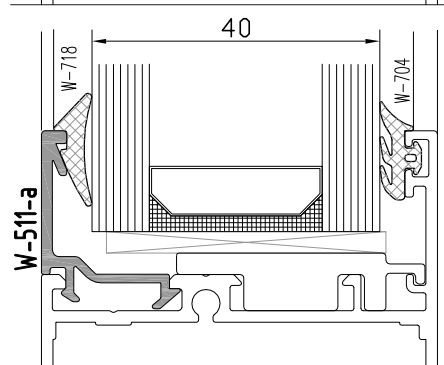
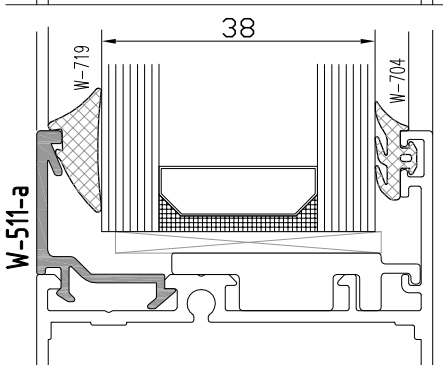
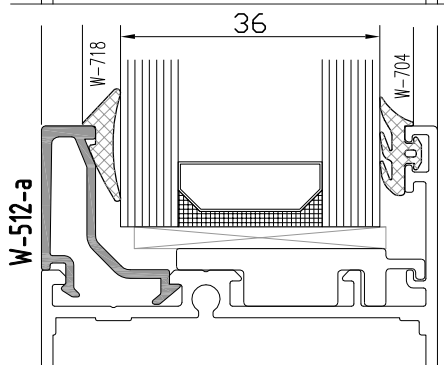
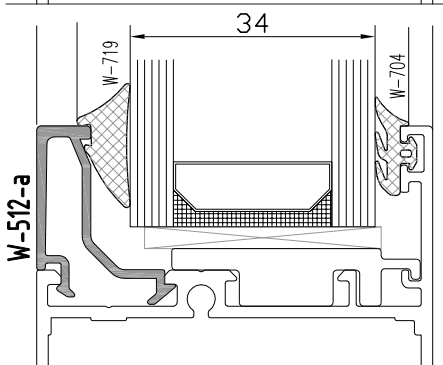
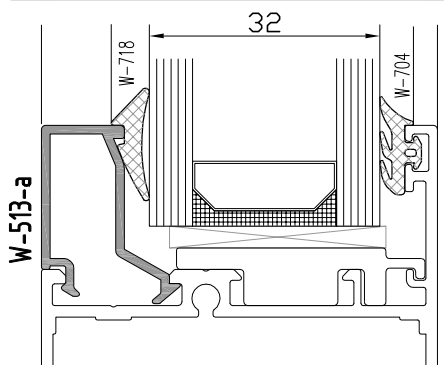
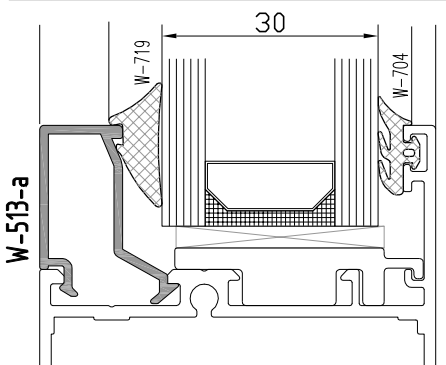
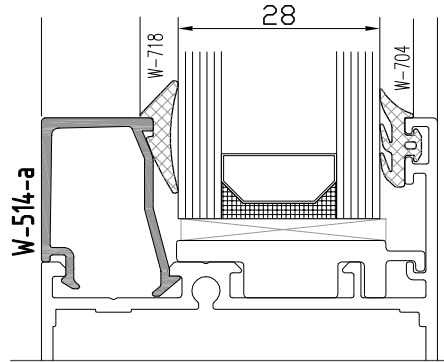
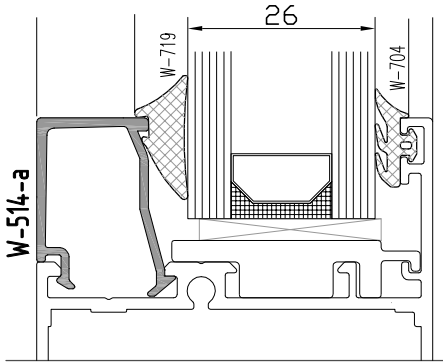
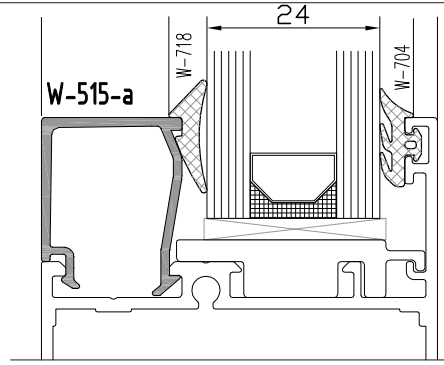
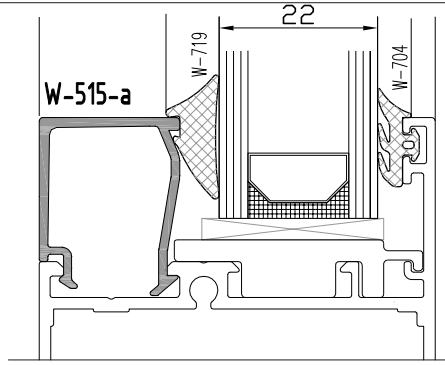
S2
S45 YALITIMSIZ SÜRME SERİ
S45 NONINSULATED SLIDING SERIES

CAM - FİTİL - CAM ÇİTASI
GLAZING-GASKET-GLAZING BELT



S2
S45 YALITIMSIZ SÜRME SERİ
S45 NONINSULATED SLIDING SERIES

CAM - FİTİL - CAM ÇİTASI
GLAZING-GASKET-GLAZING BELT

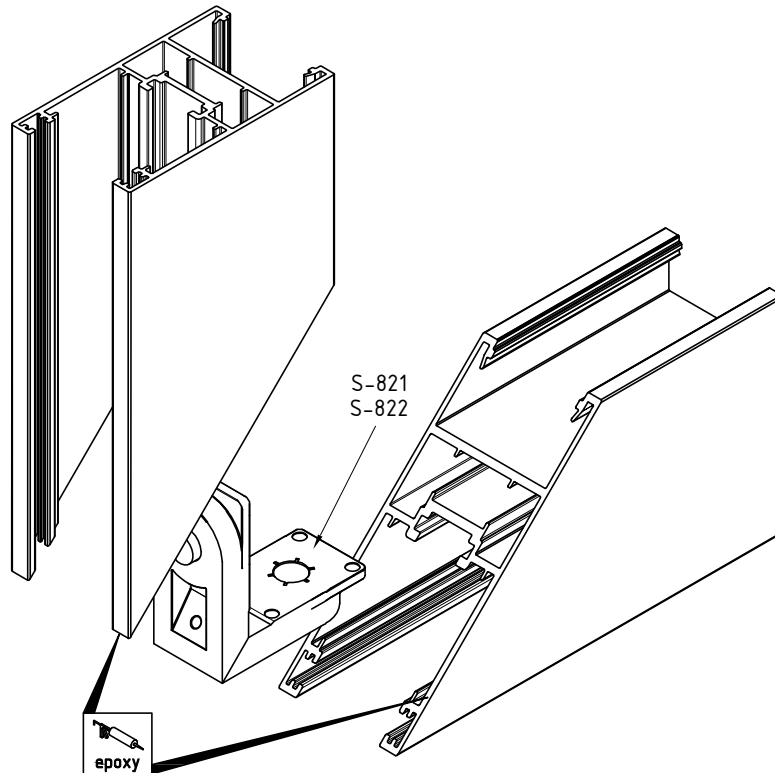
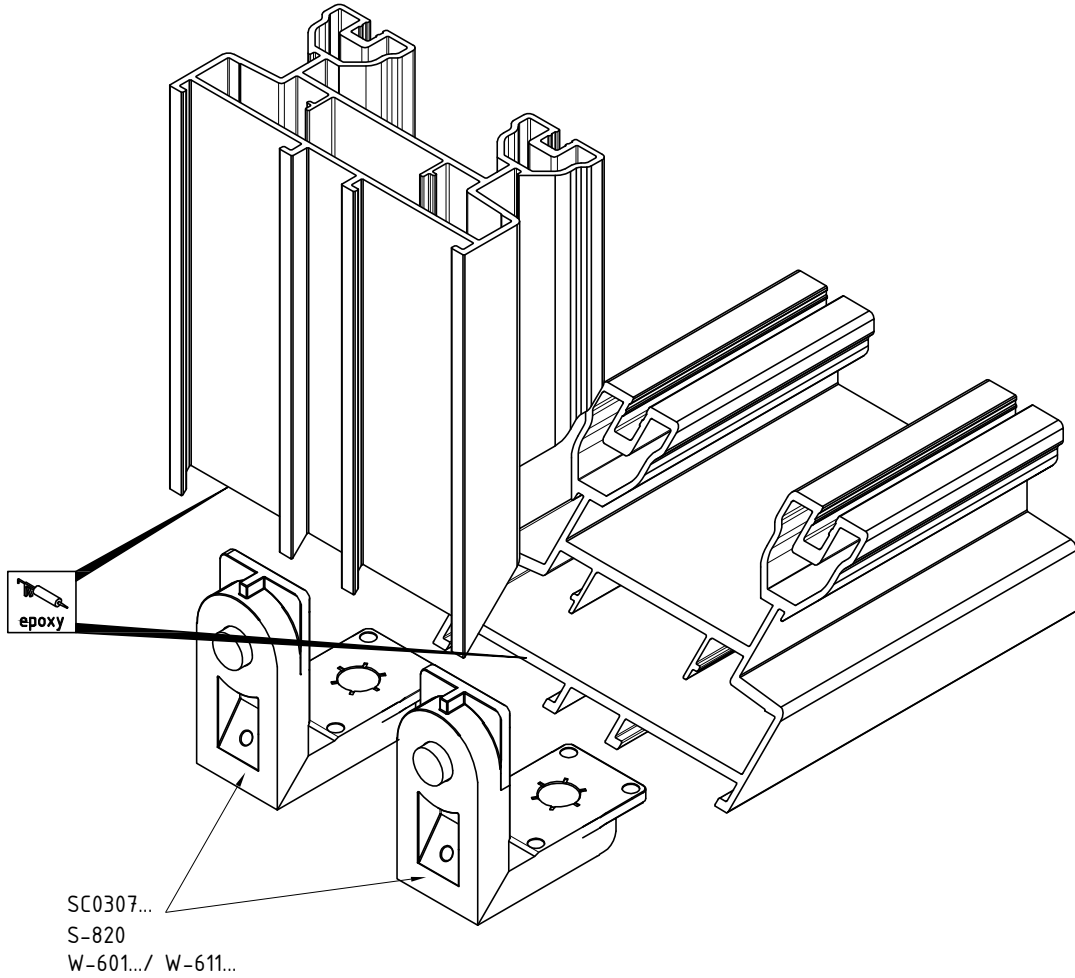


Profil değerleri teoriktir. Ağırlık olarak testimde yapılan tartım geçerlidir.
Profil imalatları TS EN 12020-2 ve TS EN 755-9 toleransı,
Moment değerleri EN 14024'e göre hesaplanmıştır.

Profile values are theoretical pre-shipment weight will be valid.
The tolerances of Profile manufacturing are calculated according to EN 12020-2
and TS EN 755-9; moment values are calculated according to EN 14024.

S2
S45 YALITIMSIZ SÜRME SERİ
S45 NONINSULATED SLIDING SERIES

ÜRÜN TEKNİK ÖZELLİKLERİ
PRODUCT'S TECHNICAL FEATURES

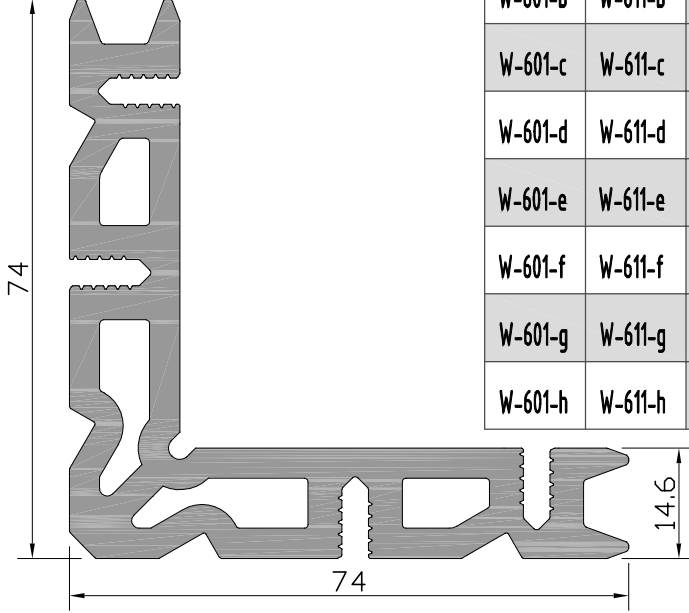


S2
S45 YALITIMSIZ SÜRME SERİ
S45 NONINSULATED SLIDING SERIES

ÜRÜN TEKNİK ÖZELLİKLERİ
PRODUCT'S TECHNICAL FEATURES

Profil No : W-601

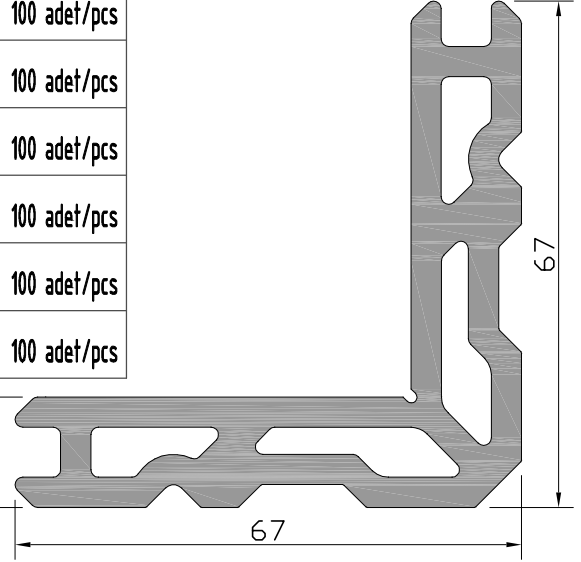
Ağırlık : 3428 gr/m



W-601-a	W-611-a	8.2mm	100 adet/pcs
W-601-b	W-611-b	23.6mm	100 adet/pcs
W-601-c	W-611-c	6mm	100 adet/pcs
W-601-d	W-611-d	25.3mm	100 adet/pcs
W-601-e	W-611-e	50.1mm	100 adet/pcs
W-601-f	W-611-f	50.6mm	100 adet/pcs
W-601-g	W-611-g	41.7mm	100 adet/pcs
W-601-h	W-611-h	4.7mm	100 adet/pcs

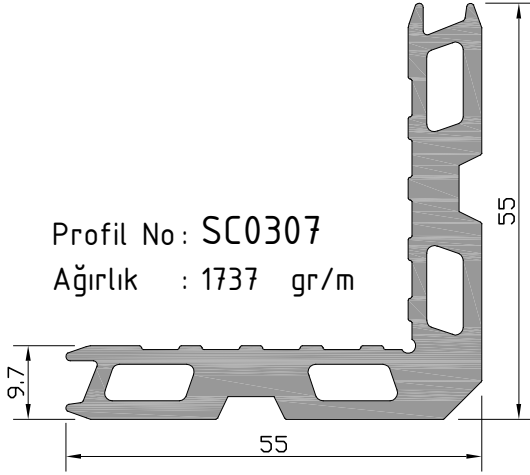
Profil No : W-611

Ağırlık : 3044 gr/m

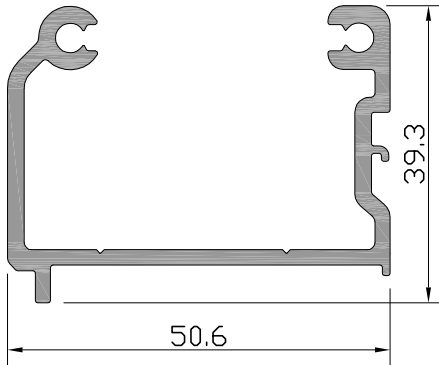


Profil No : SC0307

Ağırlık : 1737 gr/m



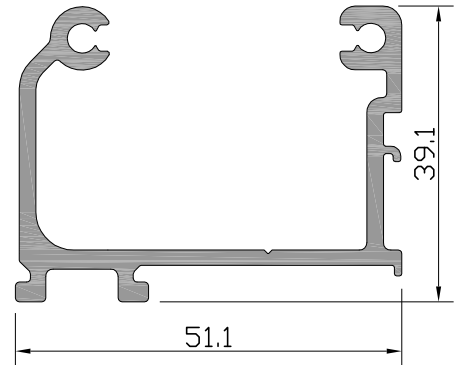
SC0307-a	10.25mm	100 adet/pcs	SC0307-f	25.6mm	100 adet/pcs
SC0307-b	27mm	100 adet/pcs	SC0307-g	6mm	100 adet/pcs
SC0307-c	8.5mm	100 adet/pcs	SC0307-h	4.7mm	100 adet/pcs
SC0307-d	23.9mm	100 adet/pcs	SC0307-i	26.28mm	100 adet/pcs
SC0307-e	6.3mm	100 adet/pcs	SC0307-j	29.5mm	100 adet/pcs



Profil No : W-609

Ağırlık : 862 gr/m

W-609-a	W-610-a	14.6mm	100 adet/pcs
W-609-b	W-610-b	24.6mm	100 adet/pcs
W-609-c	W-610-c	34.6mm	100 adet/pcs
W-609-d	W-610-d	55.6mm	100 adet/pcs
W-609-e	W-610-e	80.3mm	100 adet/pcs
W-609-f	W-610-f	110.6mm	100 adet/pcs

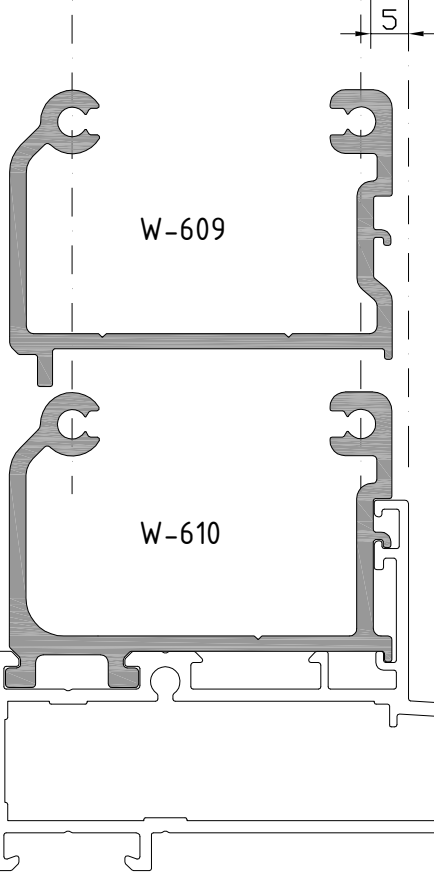
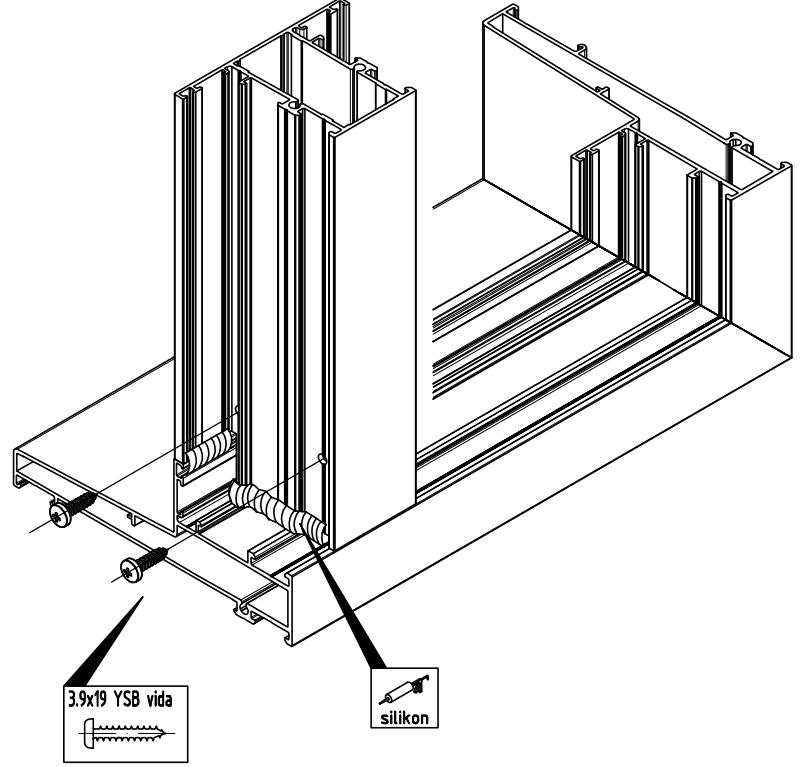
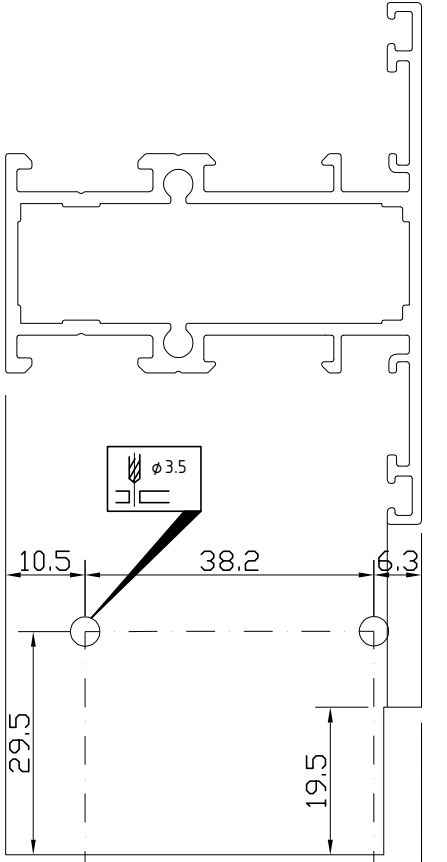


Profil No : W-610

Ağırlık : 937 gr/m

S2
S45 YALITIMSIZ SÜRME SERİ
S45 NONINSULATED SLIDING SERIES

ORTA KAYIT BAĞLANTI
T - CONNECTOR



ALTERNATİF 1
ALTERNATIVE 1

ALTERNATİF 2
ALTERNATIVE 2

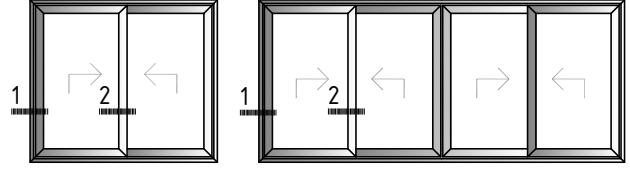
S2

S45 YALITIMSIZ SÜRME SERİ

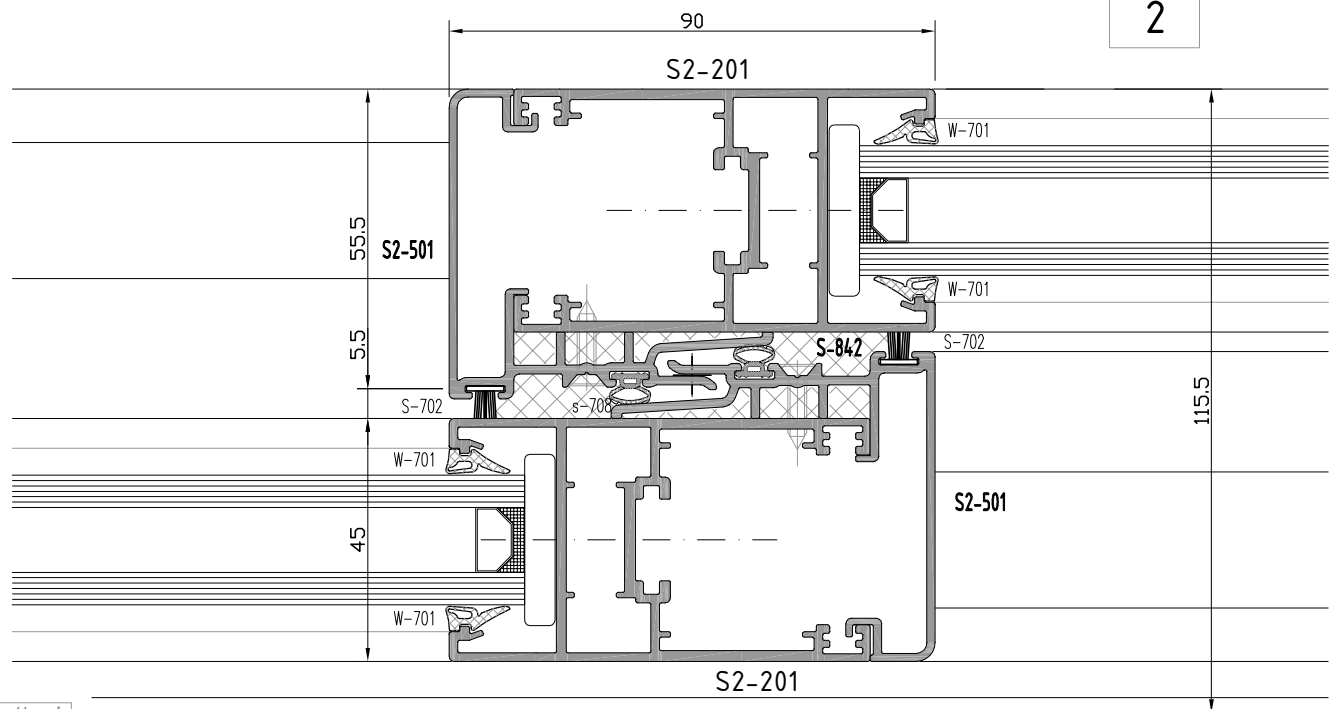
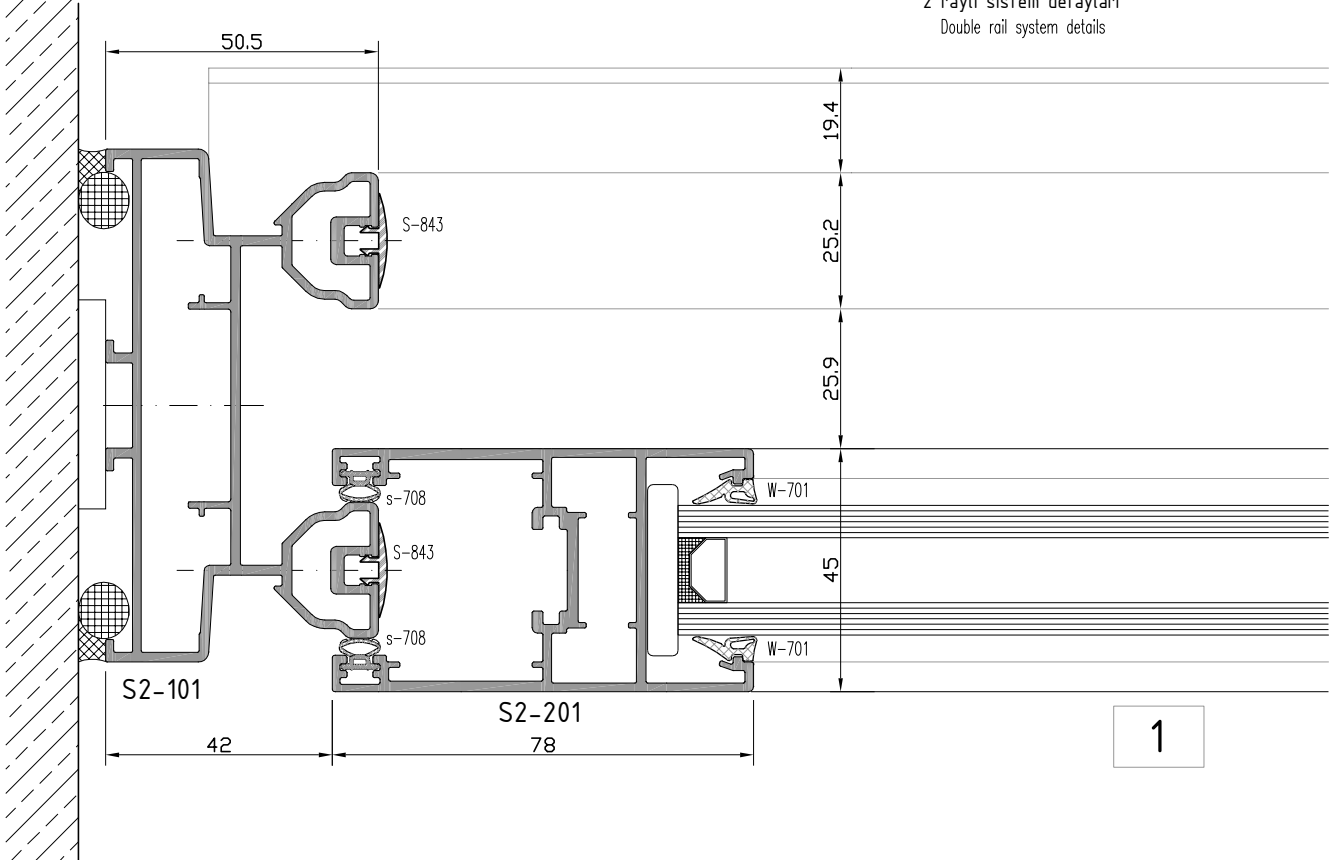
S45 NONINSULATED SLIDING SERIES

YAN BİTİM - ORTA KAYIT DETAYI

WALL CONNECTION - MULLION DETAIL



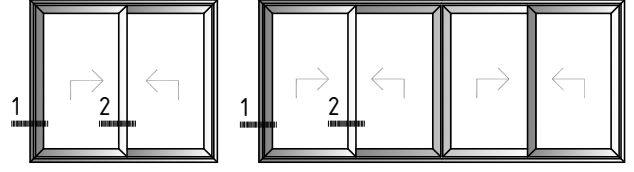
2 raylı sistem detayları
Double rail system details



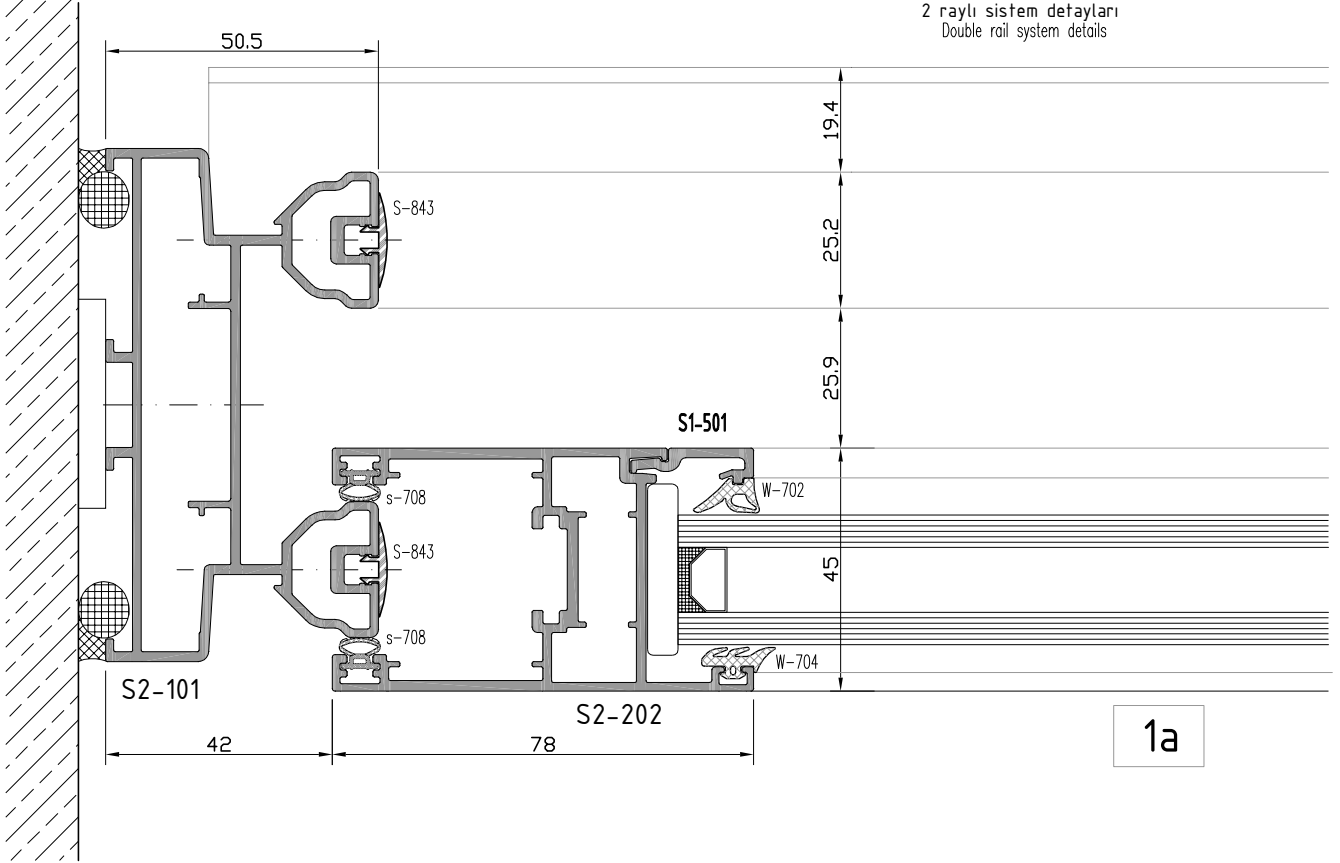
not to scale

S2
S45 YALITIMSIZ SÜRME SERİ
S45 NONINSULATED SLIDING SERIES

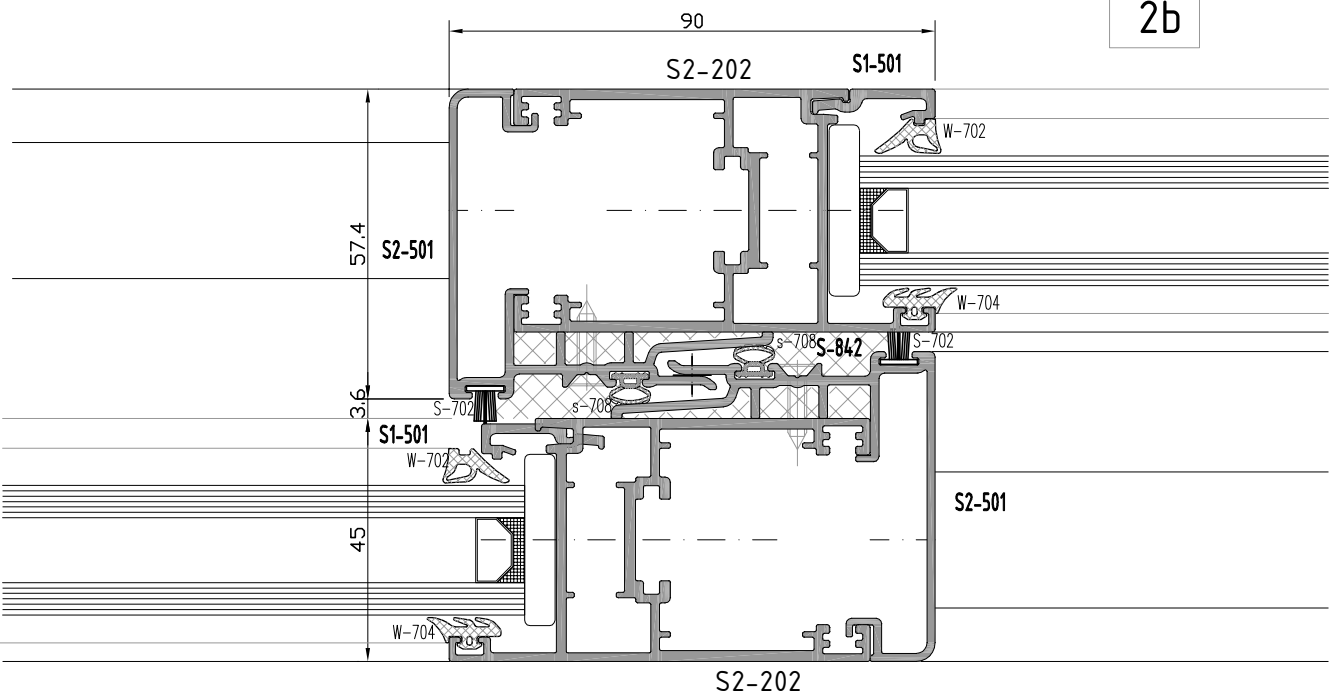
YAN BİTİM - ORTA KAYIT DETAYI
WALL CONNECTION - MULLION DETAIL



2 raylı sistem detayları
Double rail system details



1a



2b

not to scale


S2

S45 YALITIMSIZ SÜRME SERİ

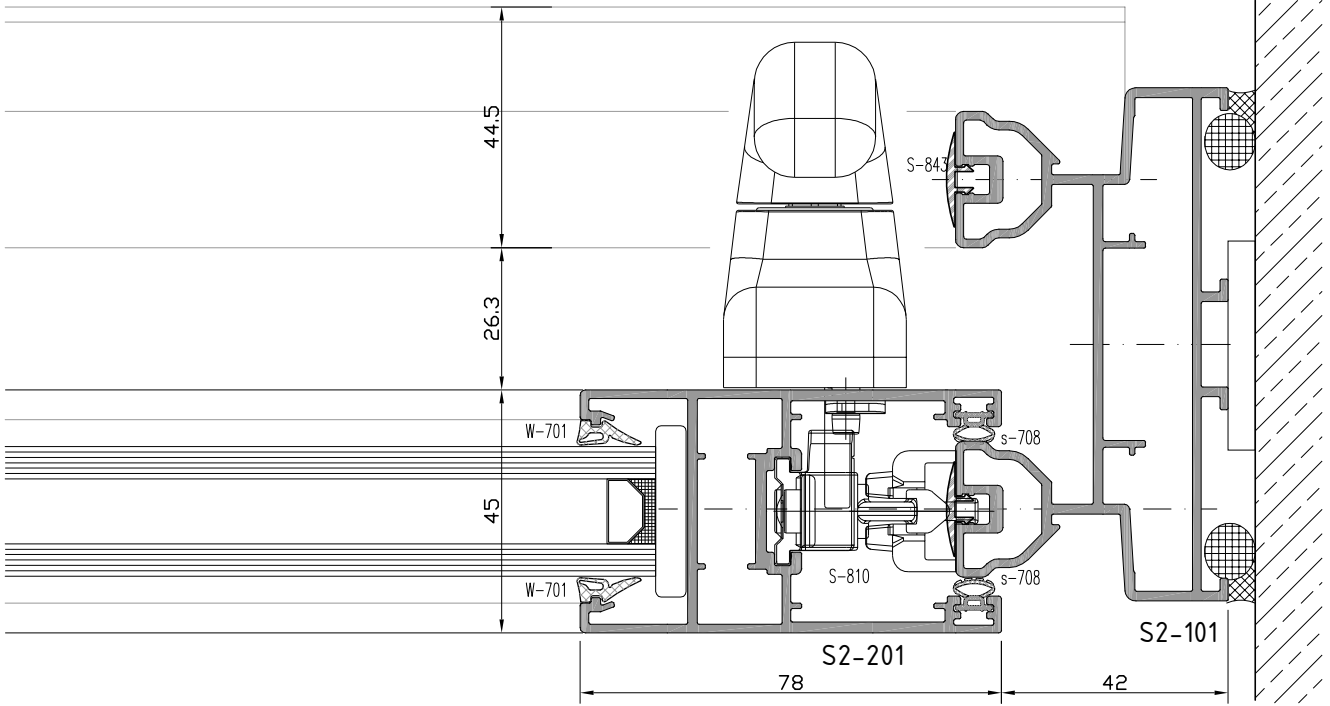
S45 NONINSULATED SLIDING SERIES

KANAT BİRLEŞİM - YAN BİTİM DETAYI
CASEMENT JOINING - WALL CONNECTION DETAIL

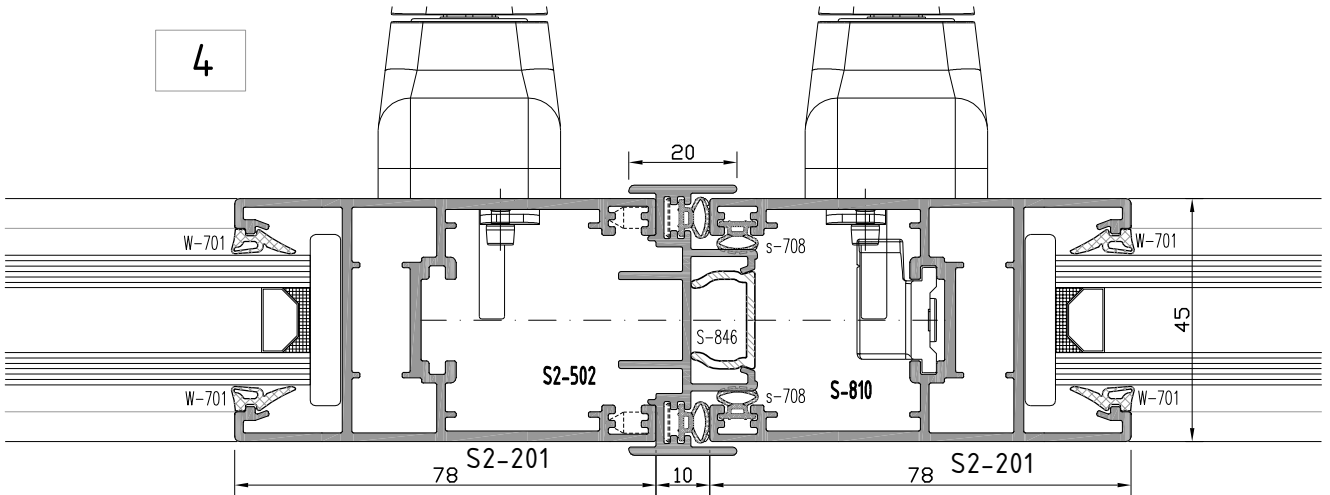
3



2 raylı sistem detayları
Double rail system details



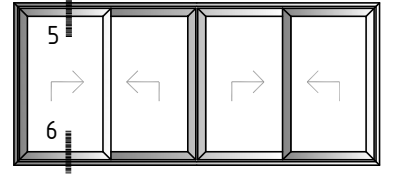
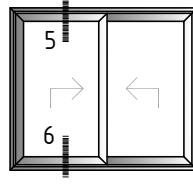
4



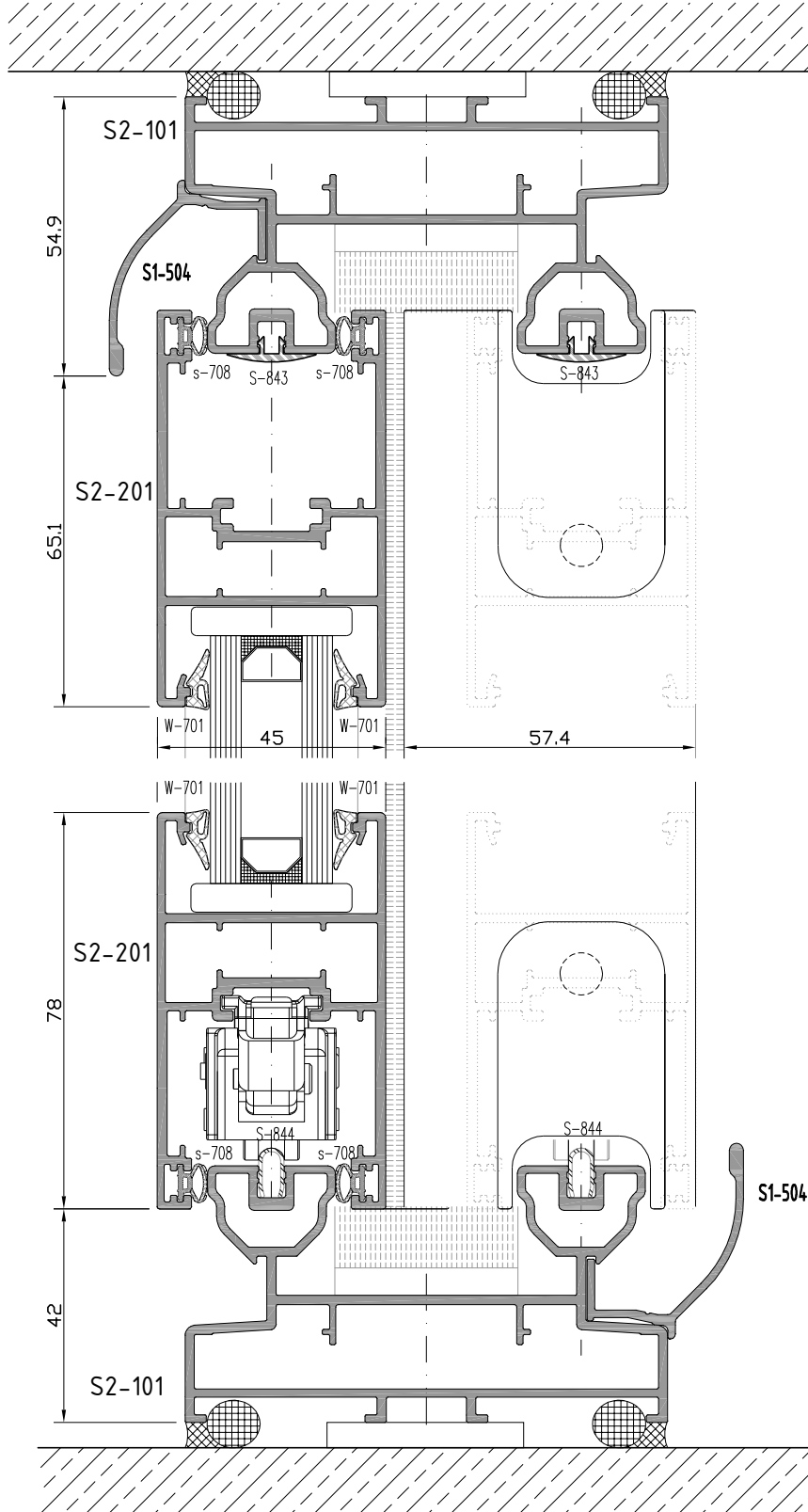
S2

S45 YALITIMSIZ SÜRME SERİ S45 NONINSULATED SLIDING SERIES

ÜST BİTİM - ALT BİTİM DETAYI
TOP EDGE - BOTTOM EDGE DETAIL



2 raylı sistem detayları
Double rail system details



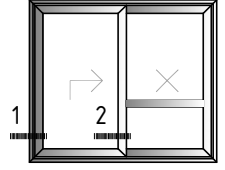
not to scale

S2

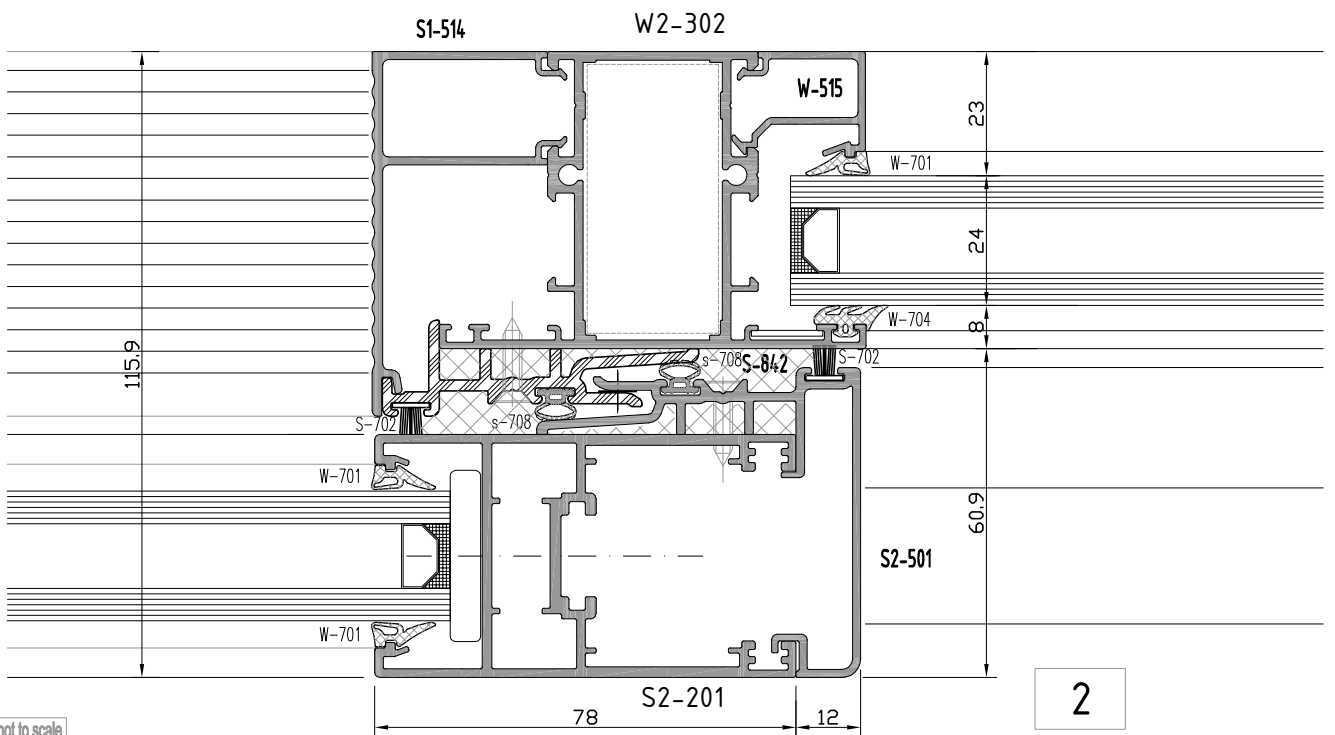
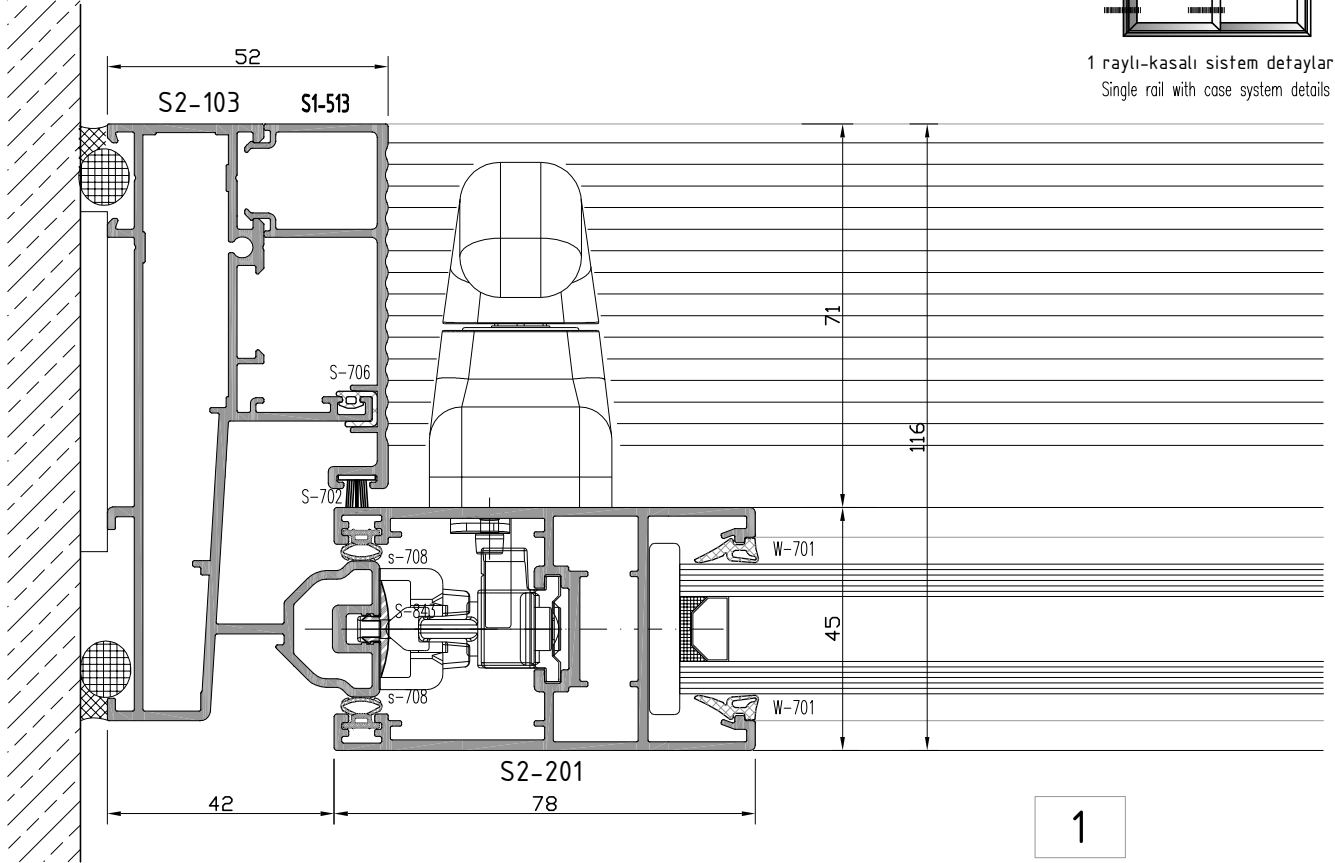
S45 YALITIMSIZ SÜRME SERİ

S45 NONINSULATED SLIDING SERIES

YAN BİTİM - ORTA KAYIT DETAYI
WALL CONNECTION - MULLION DETAIL



1 raylı-kasalı sistem detayları
Single rail with case system details



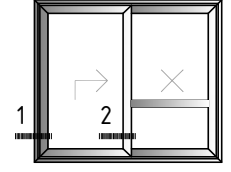
not to scale

S2

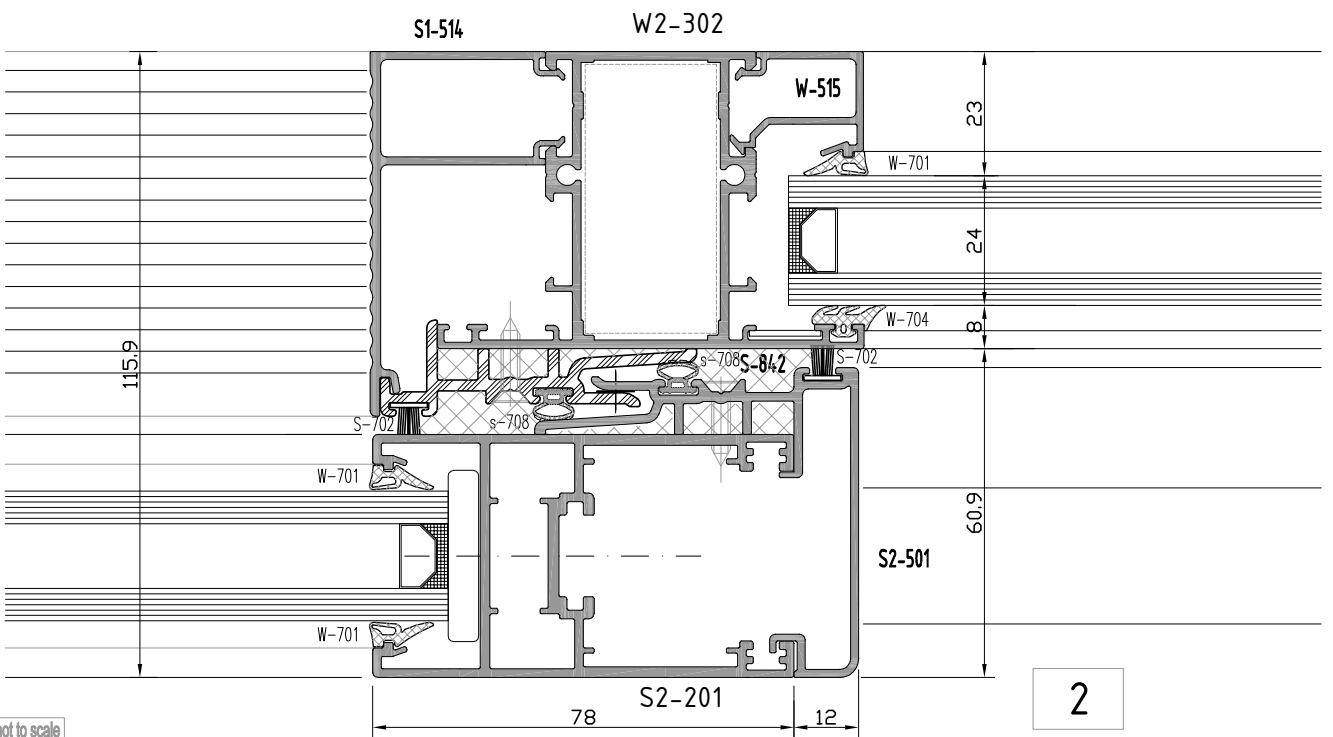
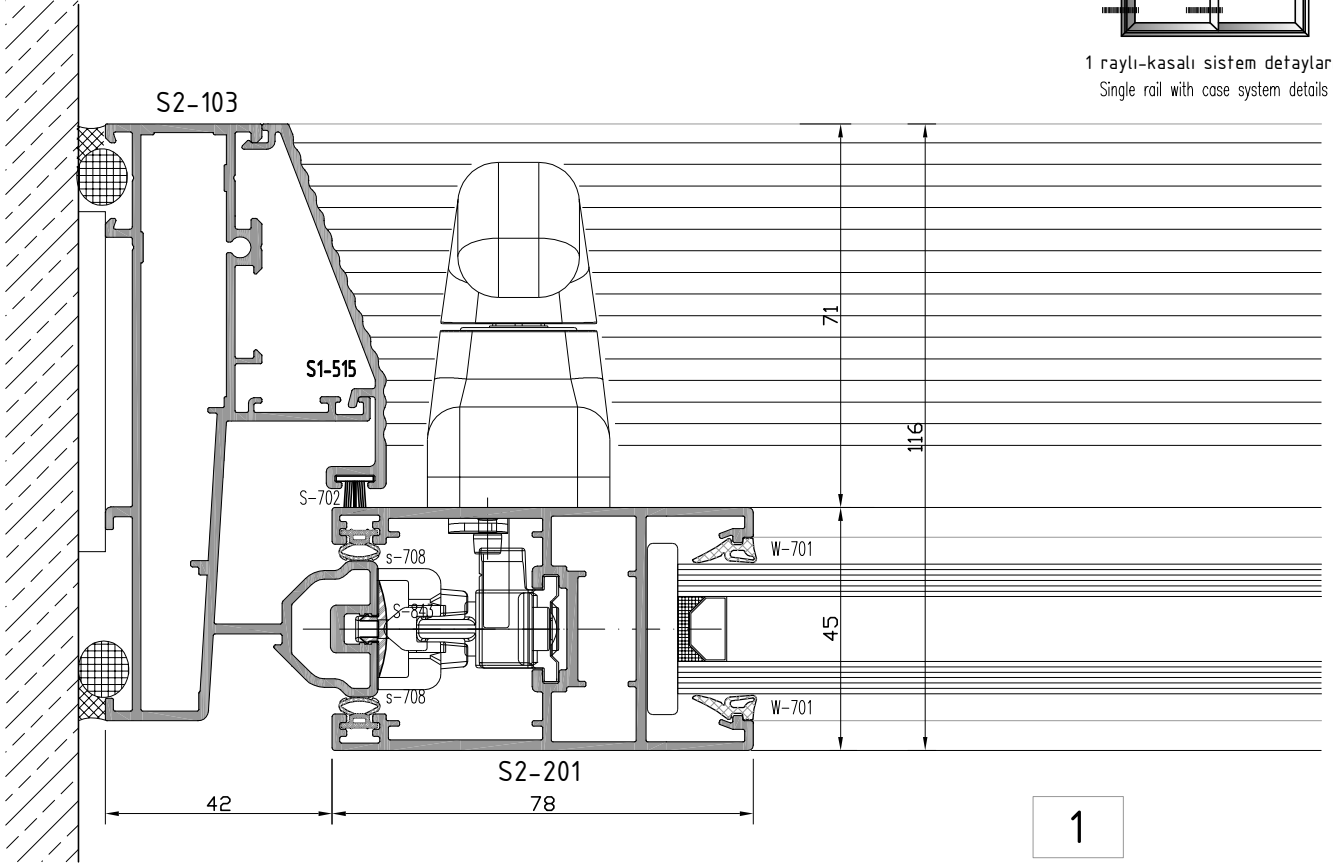
S45 YALITIMSIZ SÜRME SERİ

S45 NONINSULATED SLIDING SERIES

YAN BİTİM - ORTA KAYIT DETAYI
WALL CONNECTION - MULLION DETAIL



1 raylı-kasalı sistem detayları
Single rail with case system details



not to scale

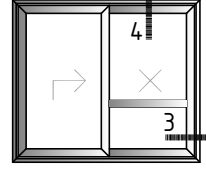
S2

S45 YALITIMSIZ SÜRME SERİ

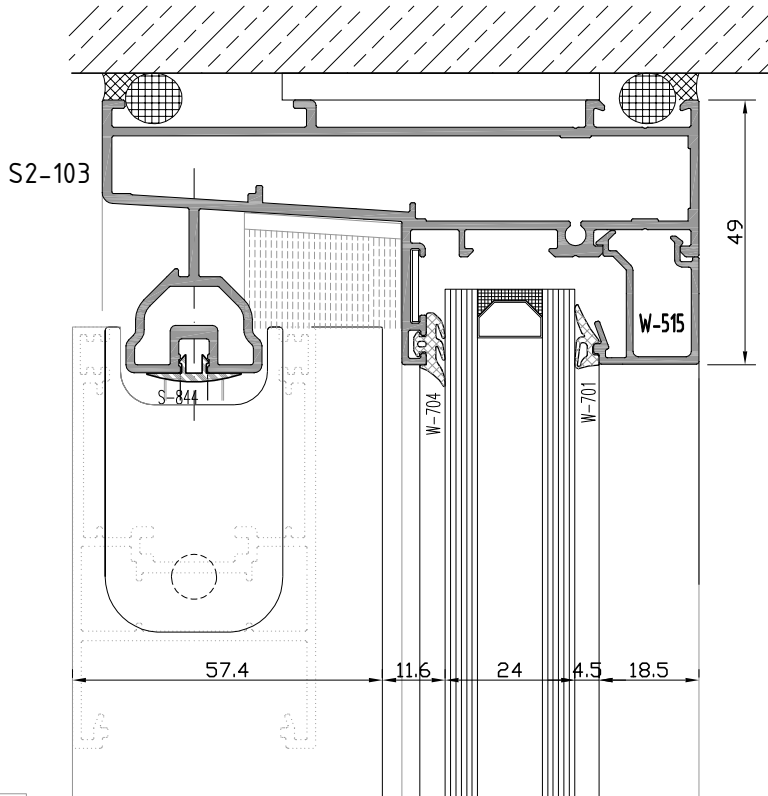
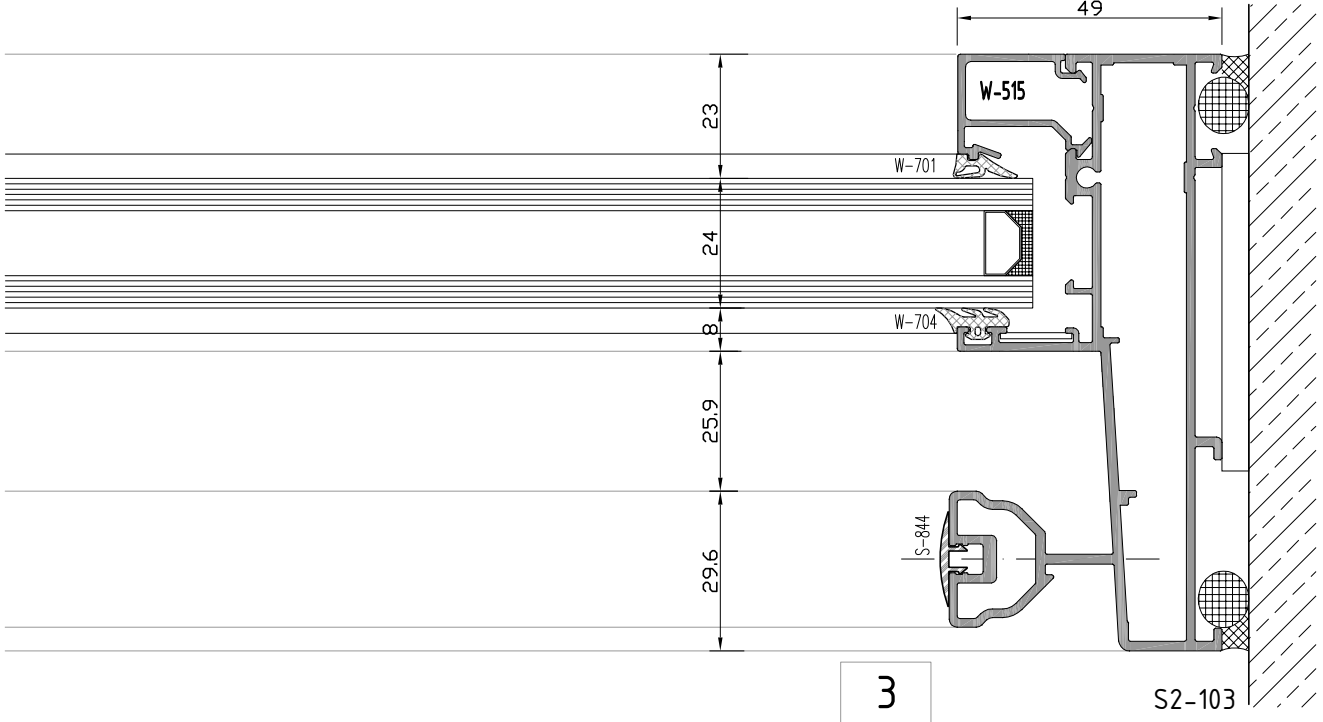
S45 NONINSULATED SLIDING SERIES

YAN BİTİM - ÜST BİTİM DETAYI

WALL CONNECTION - TOP EDGE DETAIL



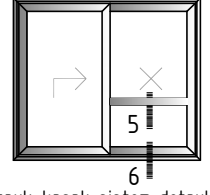
1 raylı-kasalı sistem detayları
Single rail with case system details



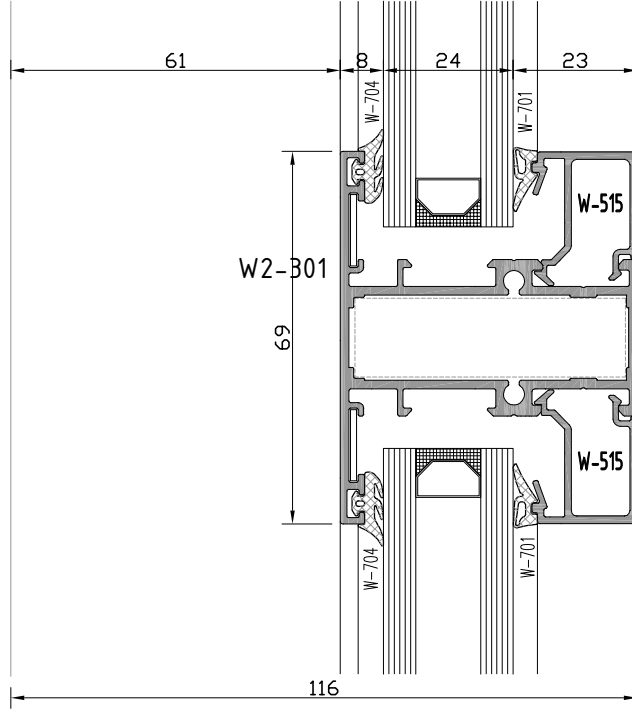
not to scale

S2
S45 YALITIMSIZ SÜRME SERİ
S45 NONINSULATED SLIDING SERIES

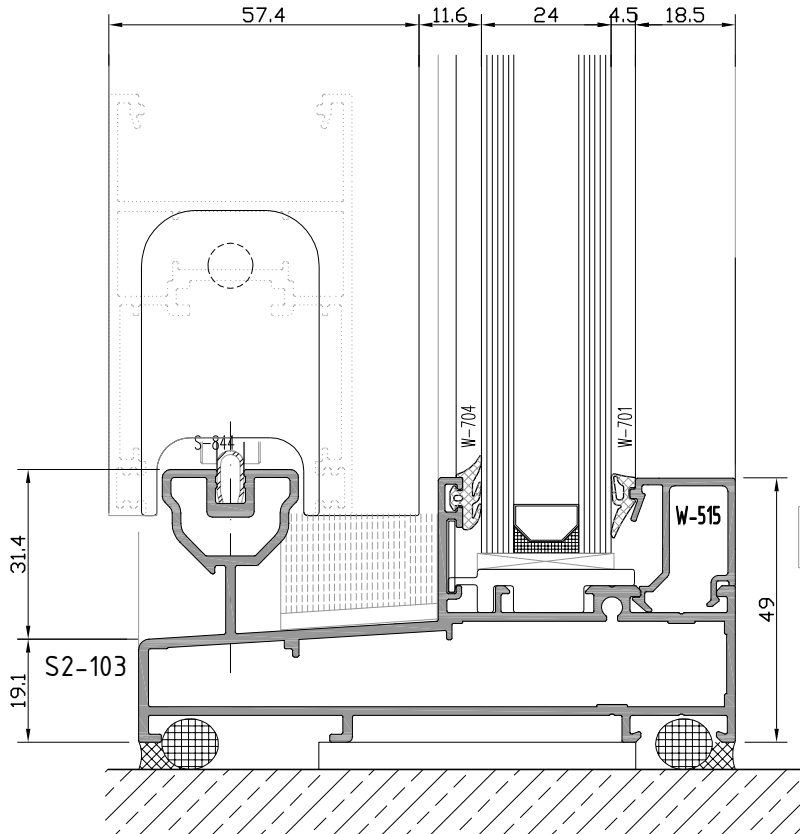
ALT BİTİM - ORTA KAYIT DETAYI
BOTTOM EDGE - MULLION DETAIL



1 raylı-kasalı sistem detayları
Single rail with case system details



5

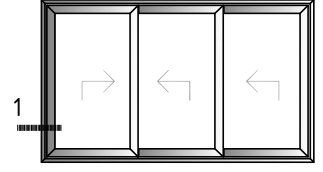


6

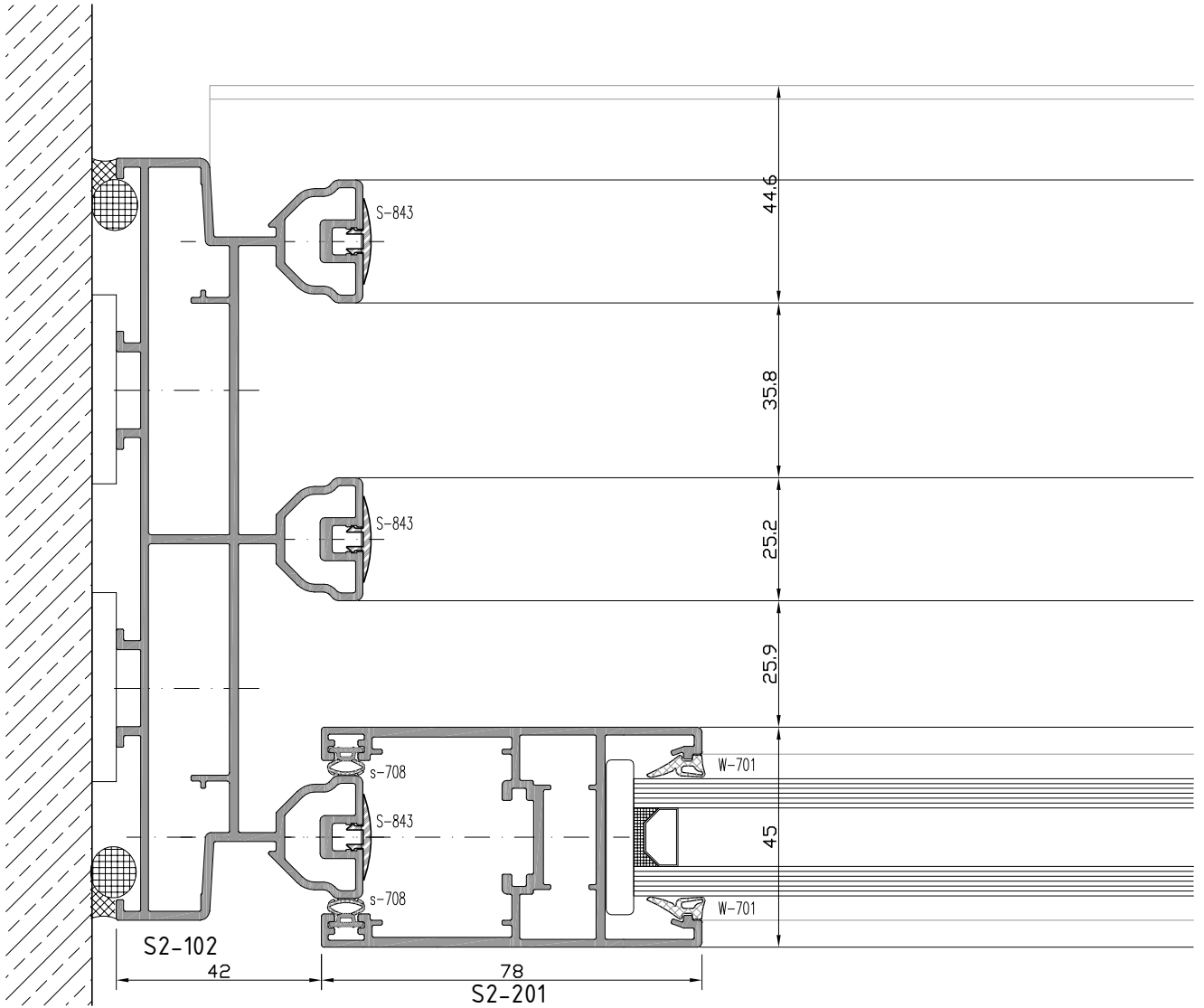
not to scale

S2
S45 YALITIMSIZ SÜRME SERİ
S45 NONINSULATED SLIDING SERIES

YAN BİTİM DETAYI
WALL CONNECTION DETAIL



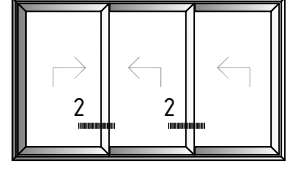
3 raylı sistem detayları
Triple rail system details



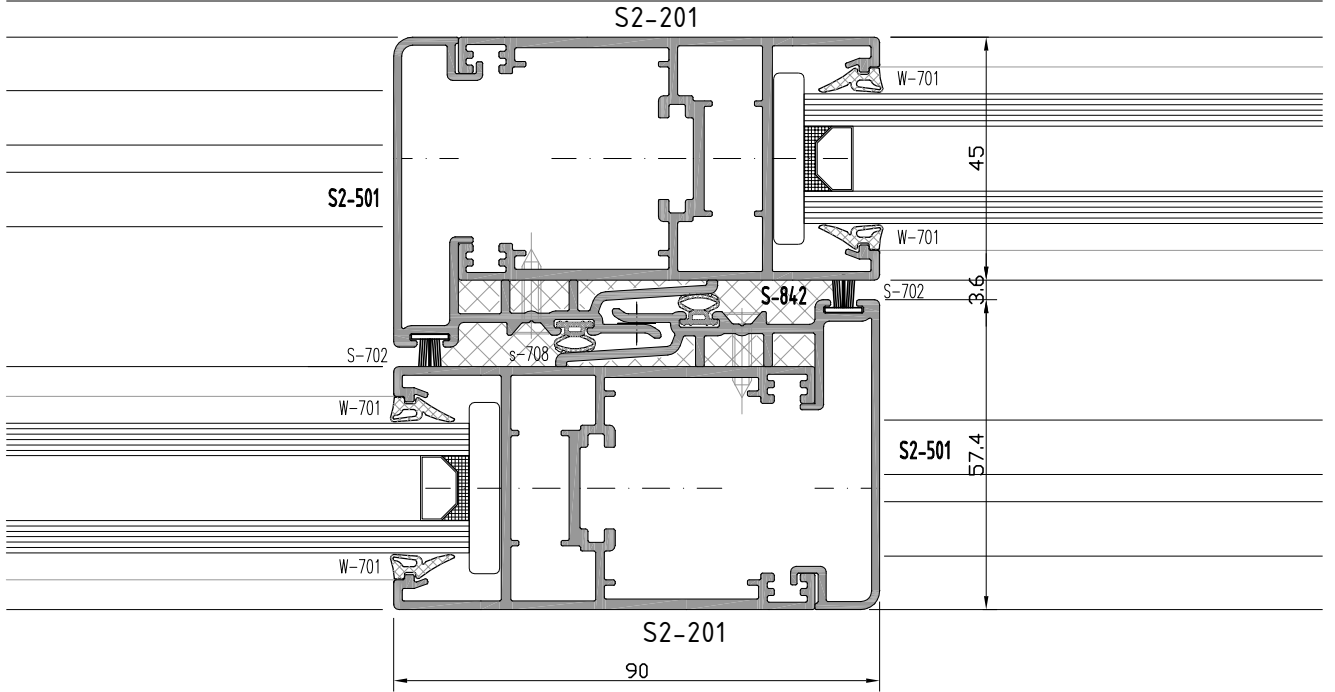
1

S2
S45 YALITIMSIZ SÜRME SERİ
S45 NONINSULATED SLIDING SERIES

ORTA KAYIT DETAYI
MULLION DETAIL



3 raylı sistem detayları
Triple rail system details



2

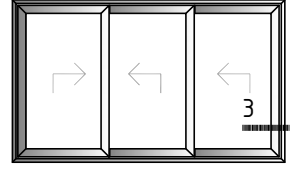
S2

S45 YALITIMSIZ SÜRME SERİ

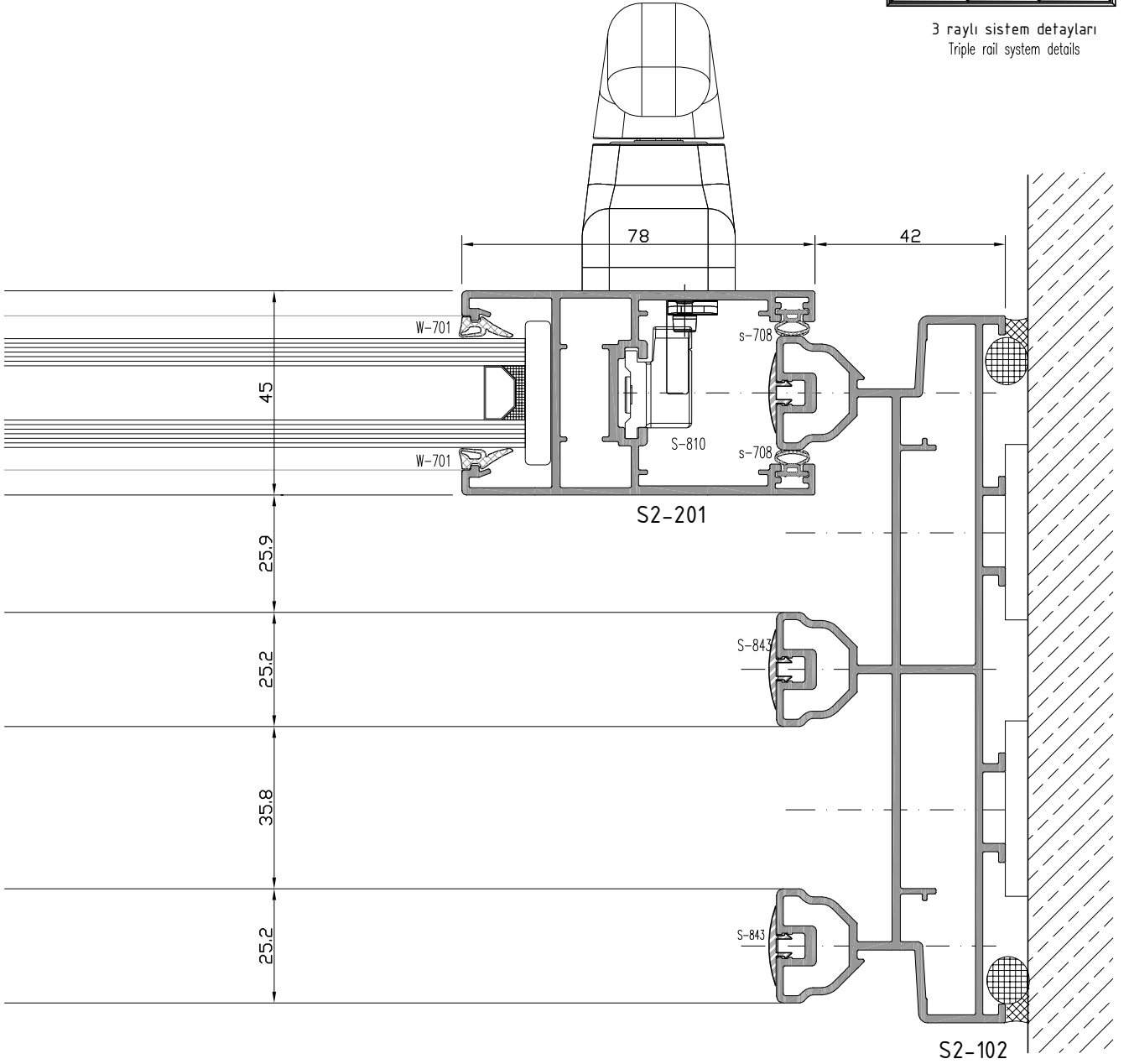
S45 NONINSULATED SLIDING SERIES

YAN BİTİM DETAYI

WALL CONNECTION DETAIL



3 raylı sistem detayları
Triple rail system details



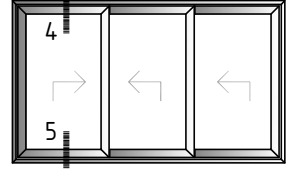
3

S2

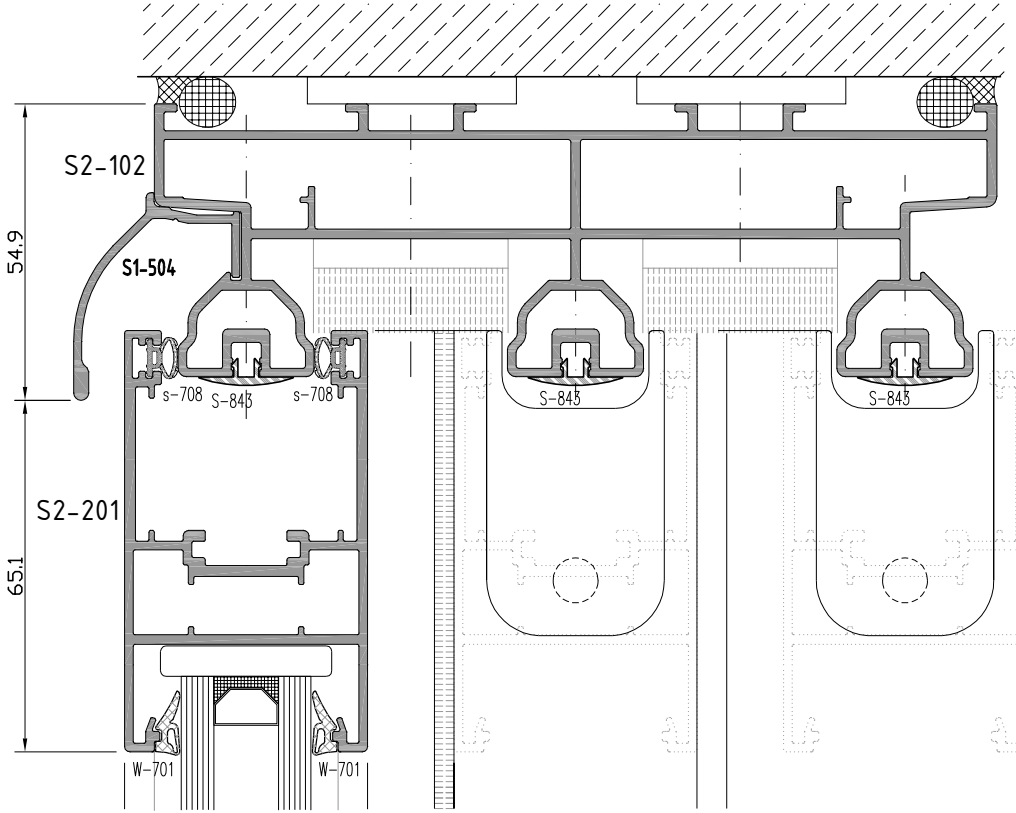
S45 YALITIMSIZ SÜRME SERİ

S45 NONINSULATED SLIDING SERIES

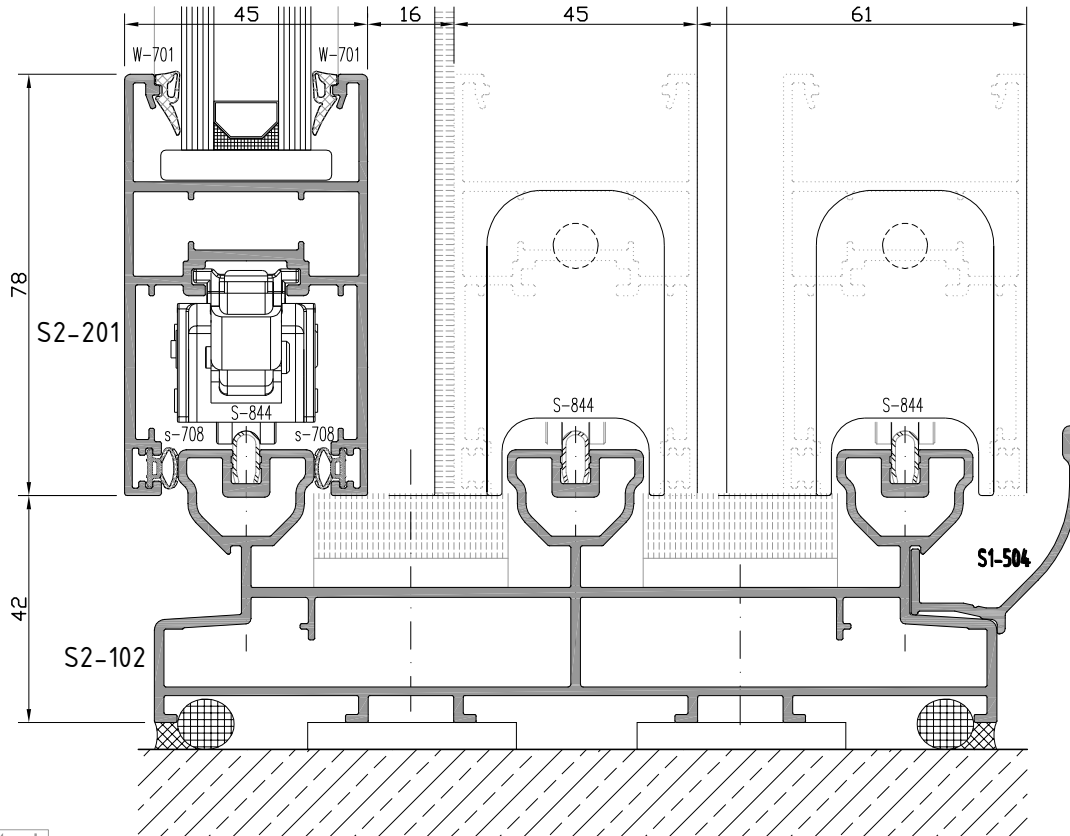
ÜST BİTİM - ALT BİTİM DETAYI
TOP EDGE - BOTTOM EDGE DETAIL



3 raylı sistem detayları
Triple rail system details



4

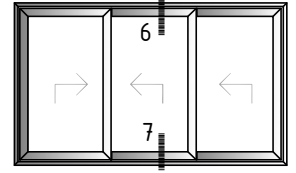
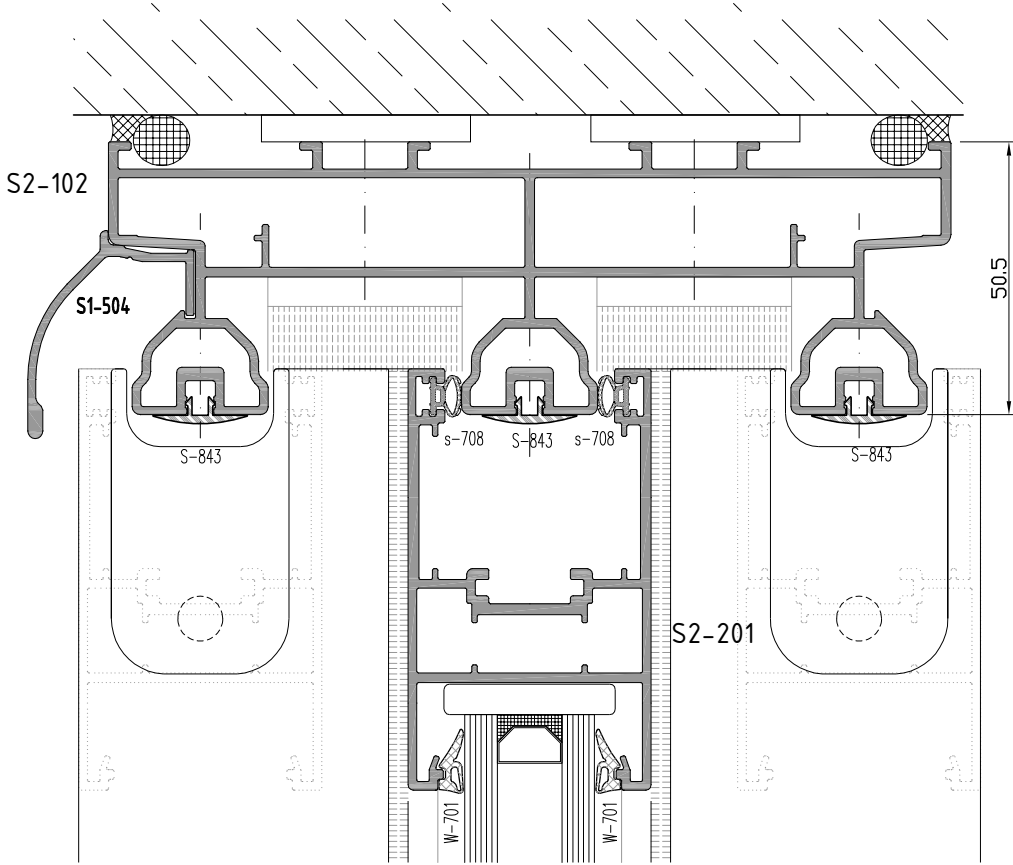


5

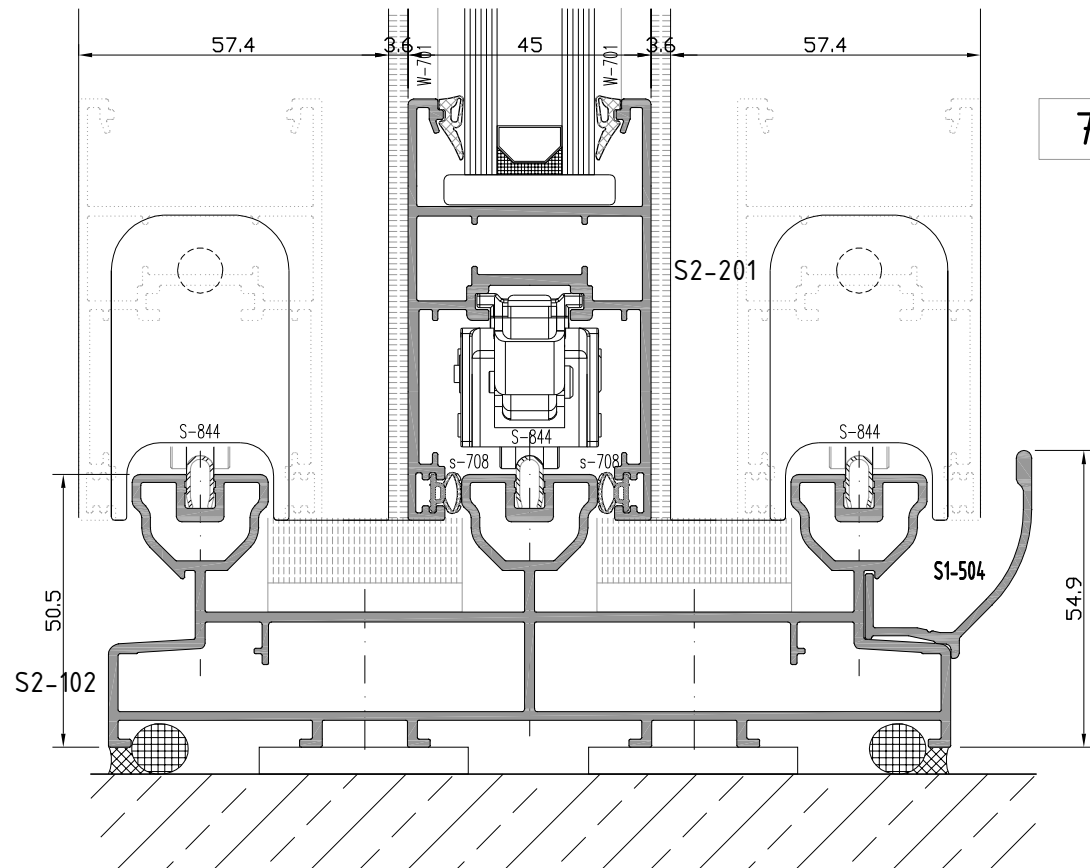
not to scale

S2
S45 YALITIMSIZ SÜRME SERİ
S45 NONINSULATED SLIDING SERIES

ÜST BİTİM - ALT BİTİM DETAYI
TOP EDGE - BOTTOM EDGE DETAIL



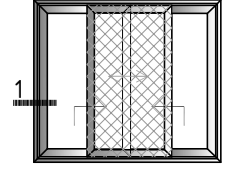
3 raylı sistem detayları
Triple rail system details



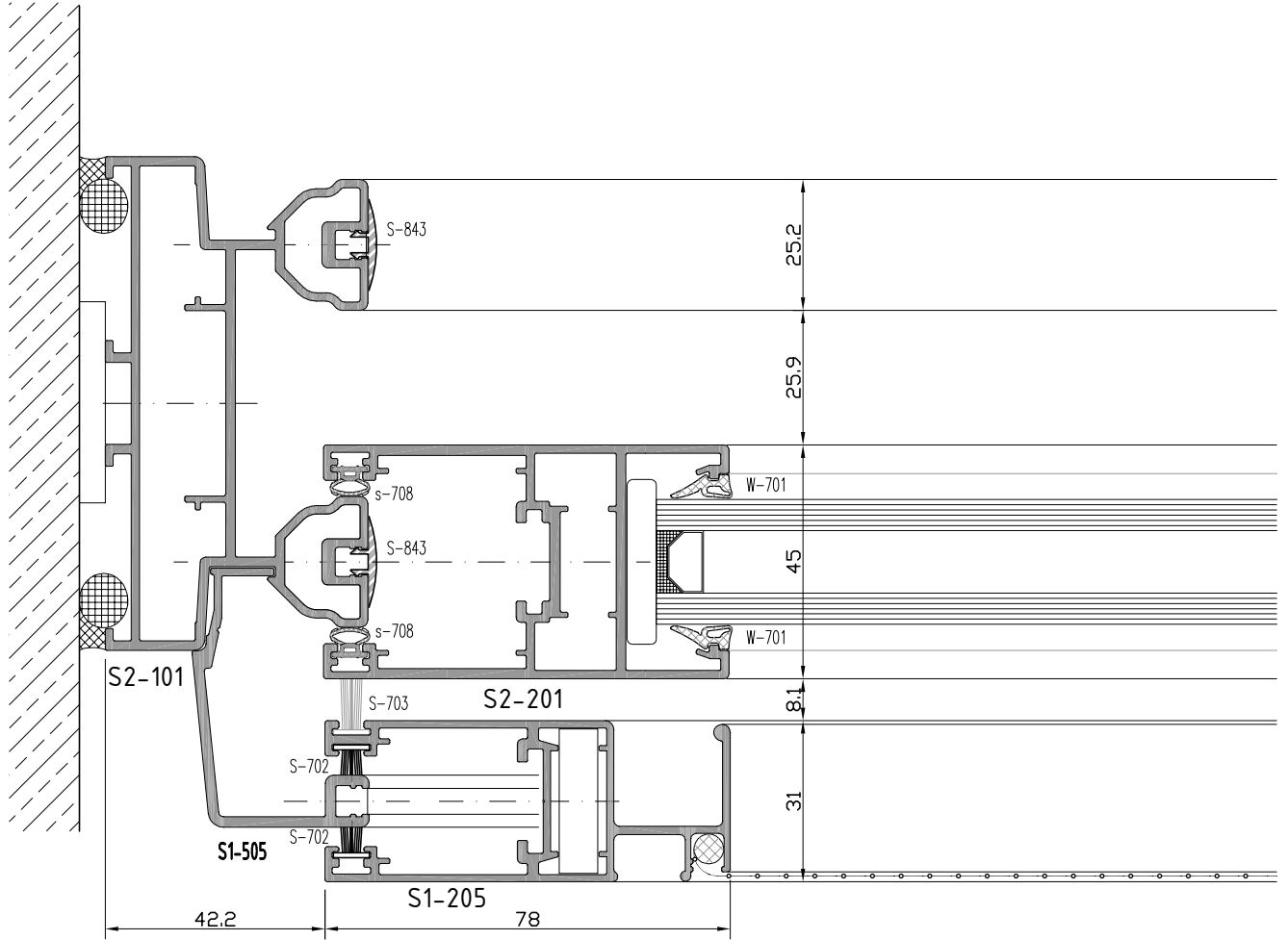
not to scale

S2
S45 YALITIMSIZ SÜRME SERİ
S45 NONINSULATED SLIDING SERIES

YAN BİTİM DETAYI
WALL CONNECTION DETAIL



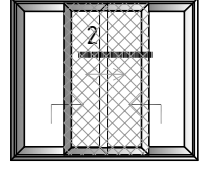
sineklik-damlık detayları
Flyscreen - weatherdrip details



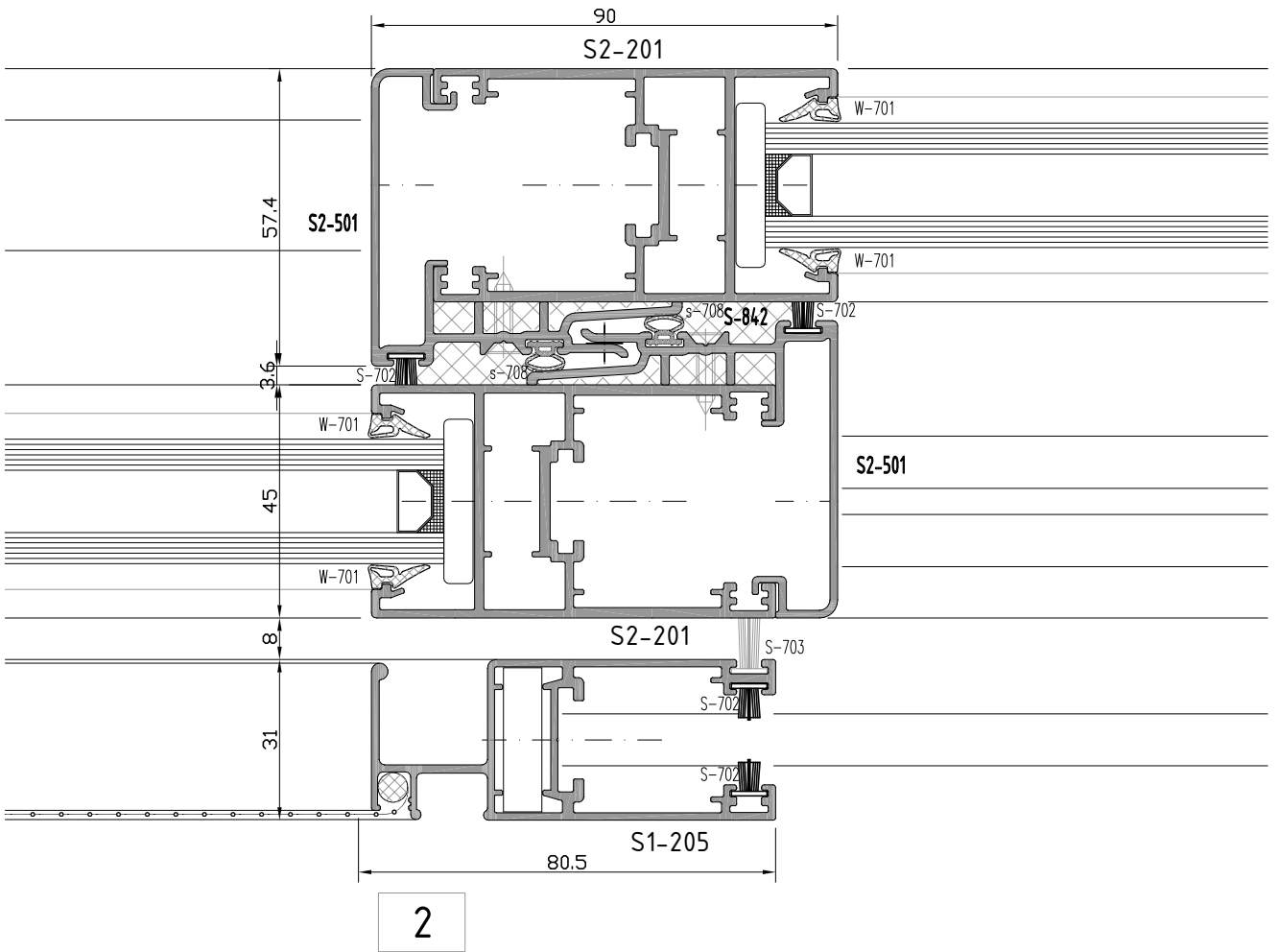
1

S2
S45 YALITIMSIZ SÜRME SERİ
S45 NONINSULATED SLIDING SERIES

ORTA KAYIT DETAYI
MULLION DETAIL

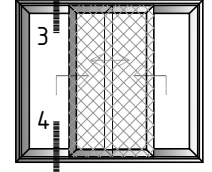
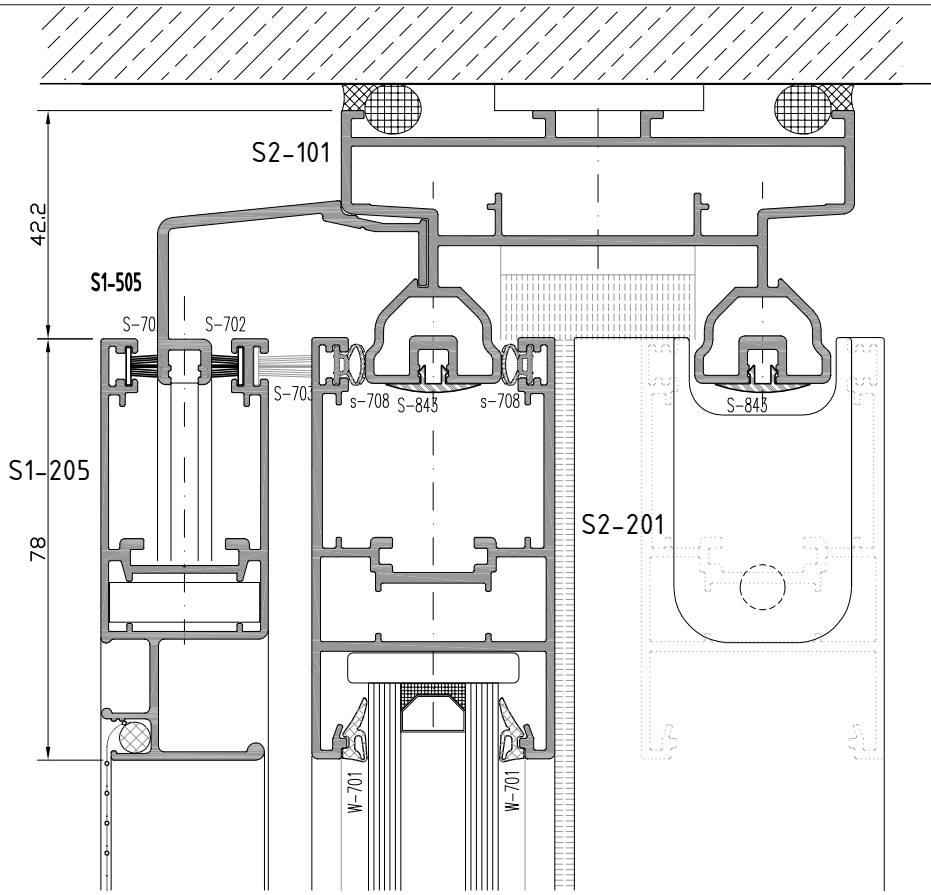


sineklik-damlık detayları
Flyscreen - weatherdrip details



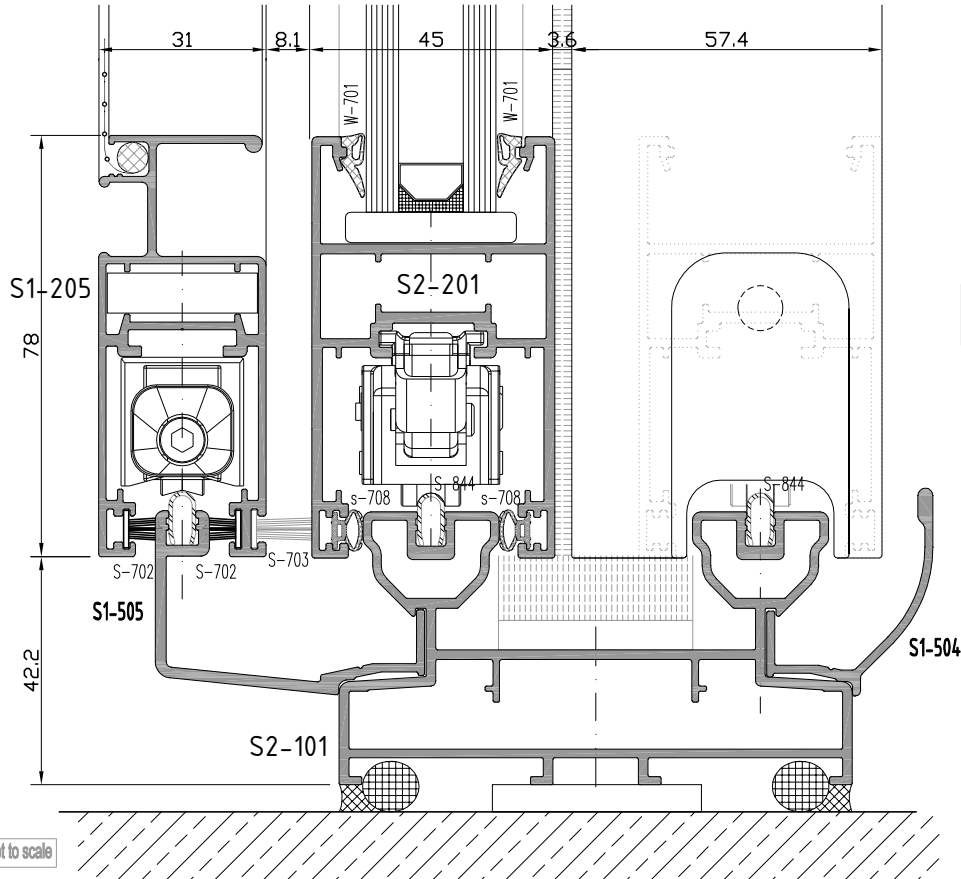
S2
S45 YALITIMSIZ SÜRME SERİ
S45 NONINSULATED SLIDING SERIES

ÜST BİTİM - ALT BİTİM DETAYI
TOP EDGE - BOTTOM EDGE DETAIL



sineklik-damlık detayları
Flyscreen - weatherdrip details

3

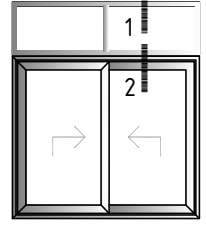
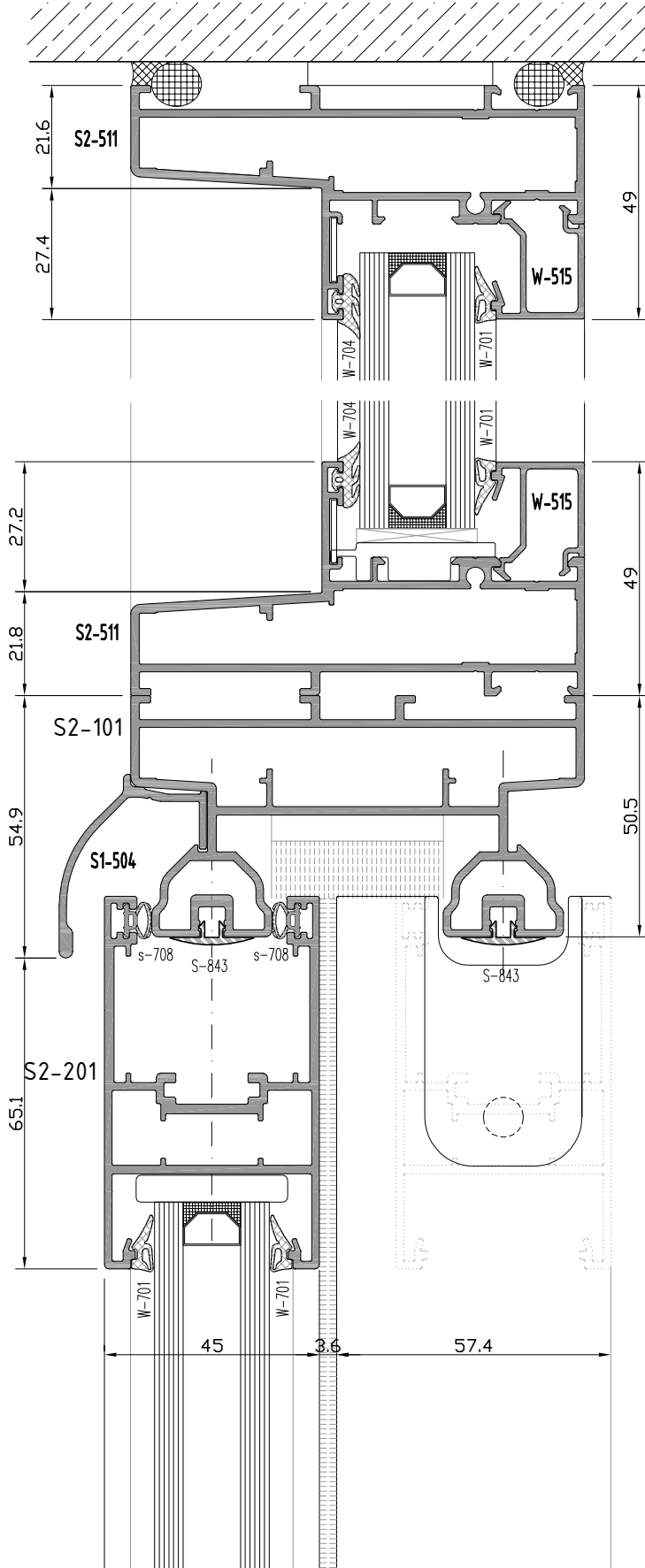


4

not to scale

S2
S45 YALITIMSIZ SÜRME SERİ
S45 NONINSULATED SLIDING SERIES

ÜST BİTİM - ORTA KAYIT DETAYI
TOP EDGE - MULLION DETAIL



sistem birleşim detayları
System connection details

1

2

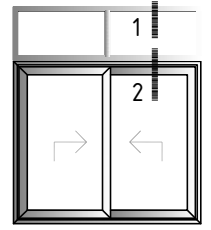
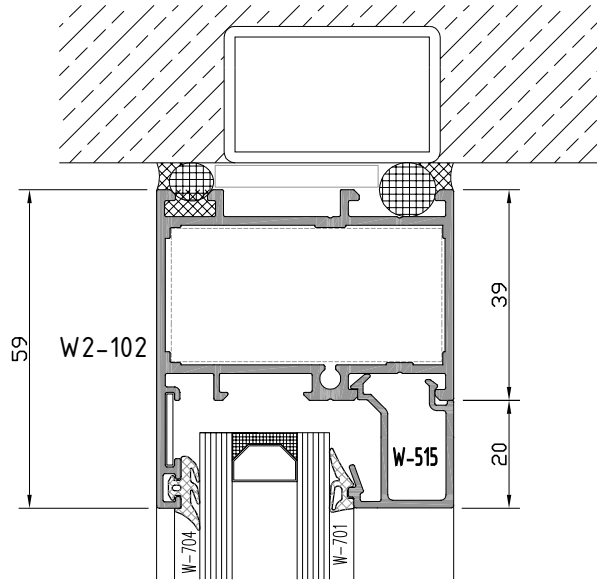
S2

S45 YALITIMSIZ SÜRME SERİ

S45 NONINSULATED SLIDING SERIES

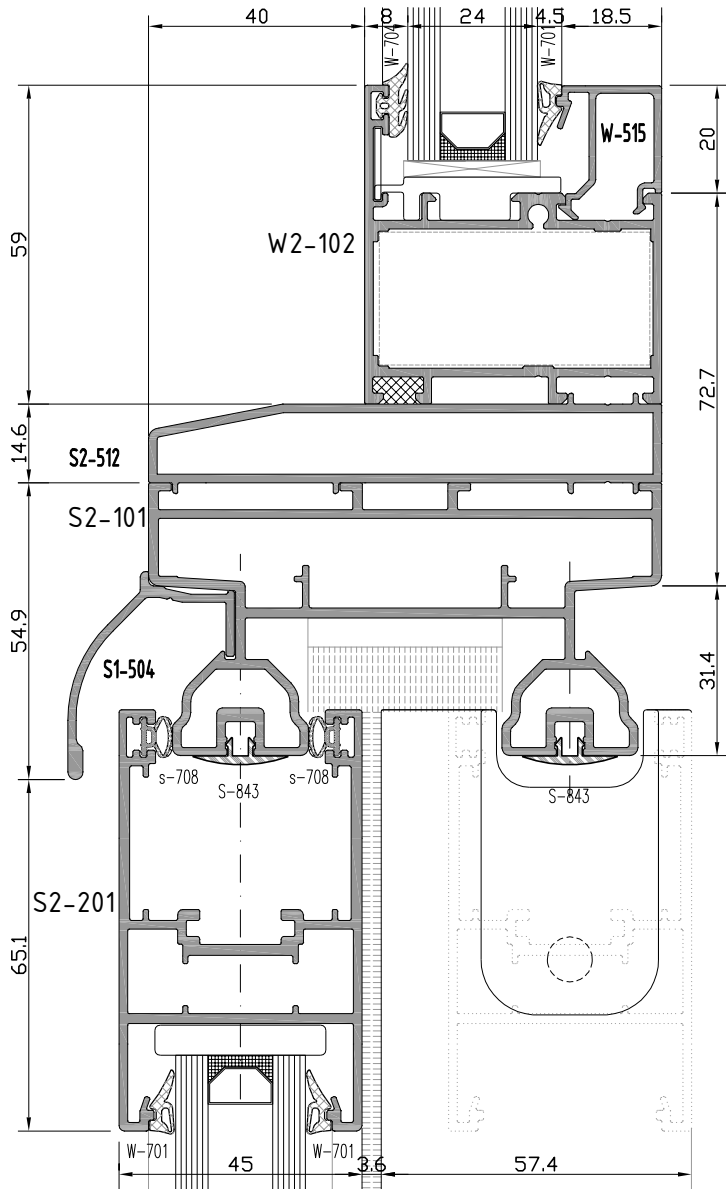
ÜST BİTİM - ORTA KAYIT DETAYI

TOP EDGE - MULLION DETAIL



sistem birleşim detayları
System connection details

1a

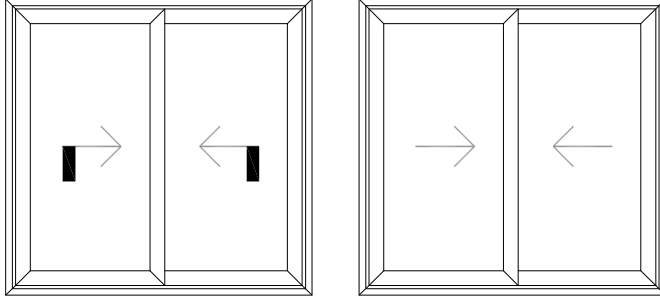


2a

not to scale

S2
S45 YALITIMSIZ SÜRME SERİ
S45 NONINSULATED SLIDING SERIES

İMALAT ŞEMASI
PRODUCTION PLAN



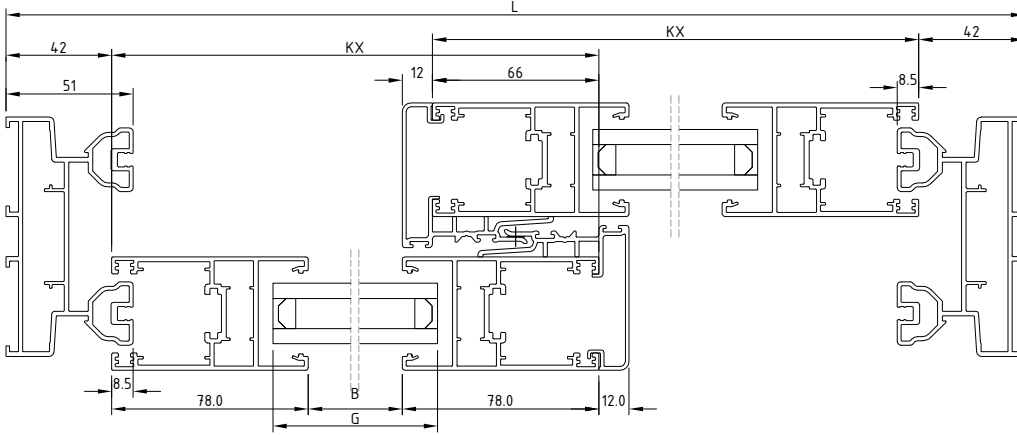
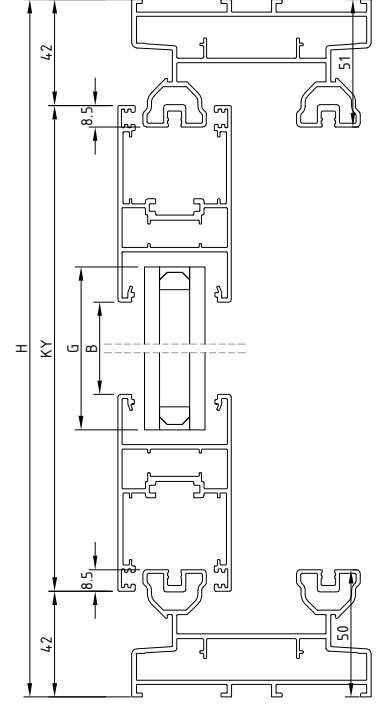
KALDIR SÜR SİSTEM

LIFT & SLIDE SYSTEM

$$KX = \frac{L - 18}{2}$$

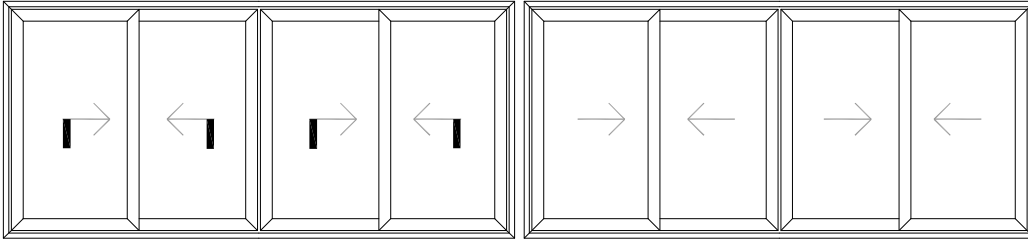
$$KY = H - 84$$

$$G = B + 28$$



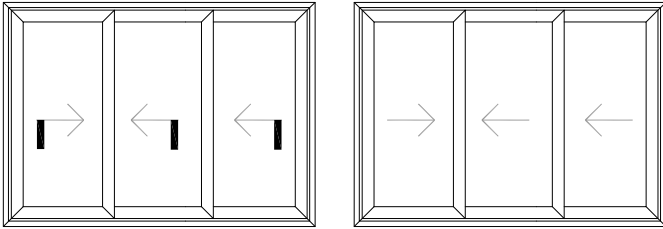
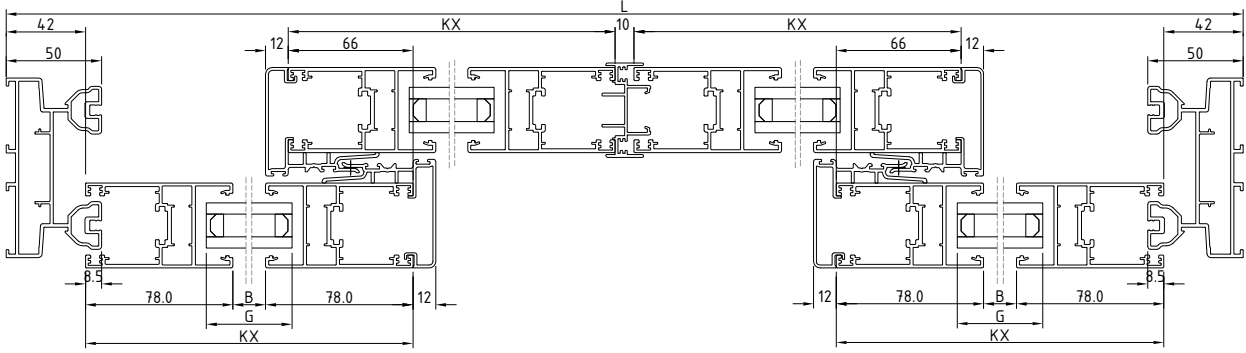
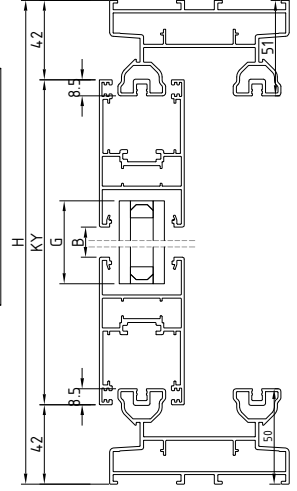
S2
S45 YALITIMSIZ SÜRME SERİ
S45 NONINSULATED SLIDING SERIES

İMALAT ŞEMASI
PRODUCTION PLAN

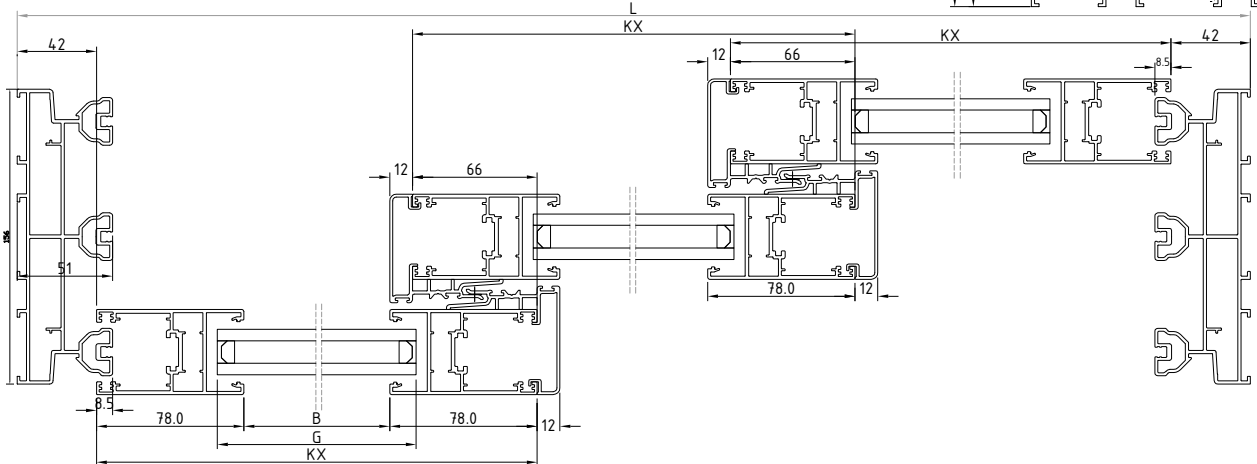
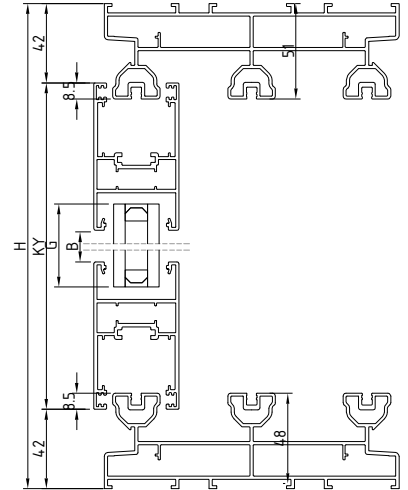


KALDIR SÜR SİSTEM
LIFT & SLIDE SYSTEM

$$KX = \frac{L+38}{4}$$
$$KY = H-84$$
$$G = B+28$$



$$KX = \frac{L+47}{3}$$
$$KY = H-84$$
$$G = B+28$$

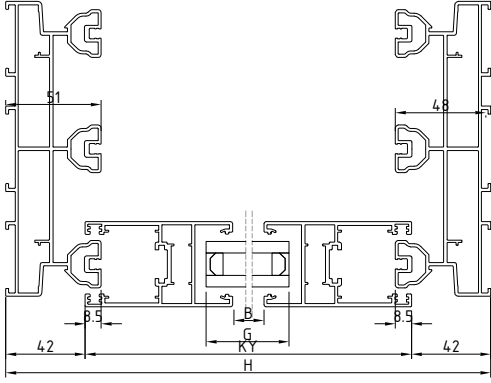


S2

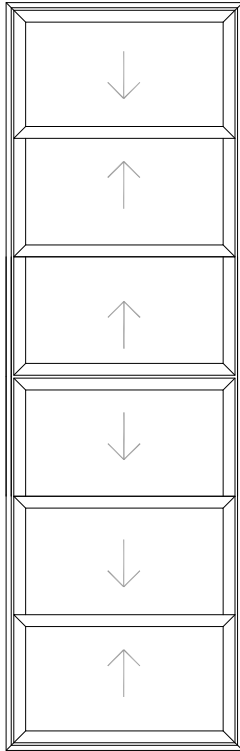
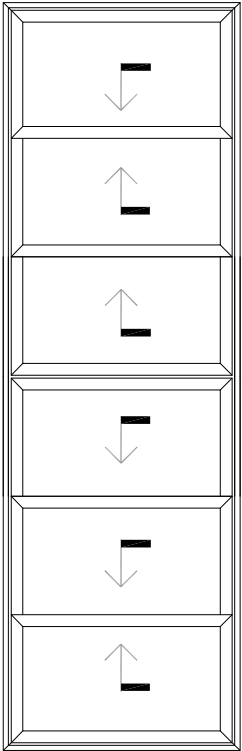
S45 YALITIMSIZ SÜRME SERİ

S45 NONINSULATED SLIDING SERIES

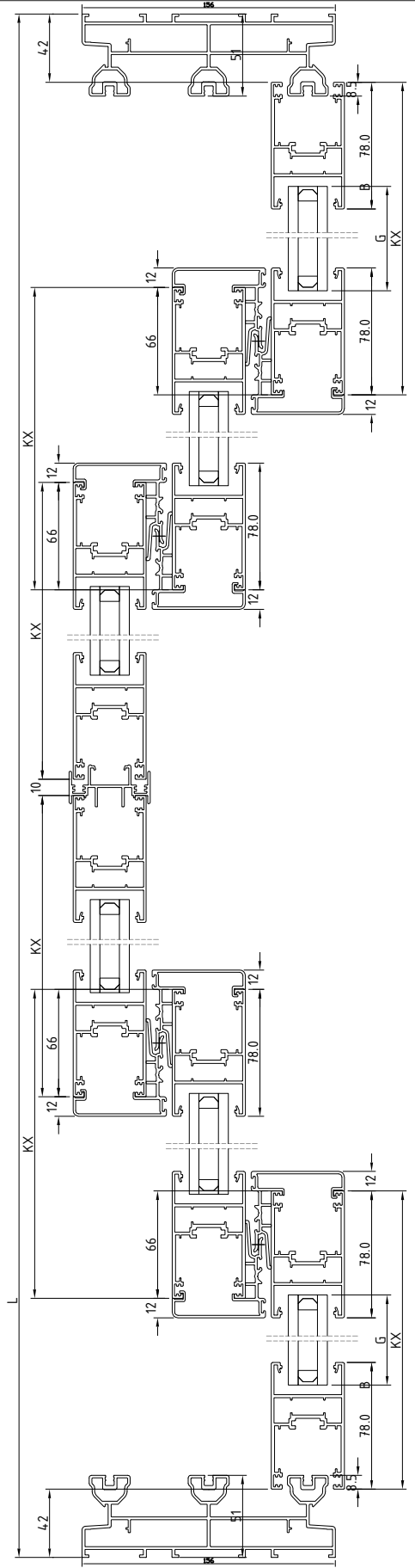
İMALAT ŞEMASI
PRODUCTION PLAN



$KX = \frac{L+172}{6}$
$KY = H-84$
$G = B+28$



KALDIRI SÜR SİSTEM
LIFT & SLIDE SYSTEM




S2

S45 YALITIMSIZ SÜRME SERİ

S45 NONINSULATED SLIDING SERIES

İMALAT ŞEMASI

PRODUCTION PLAN



KALDIR SÜR SİSTEM

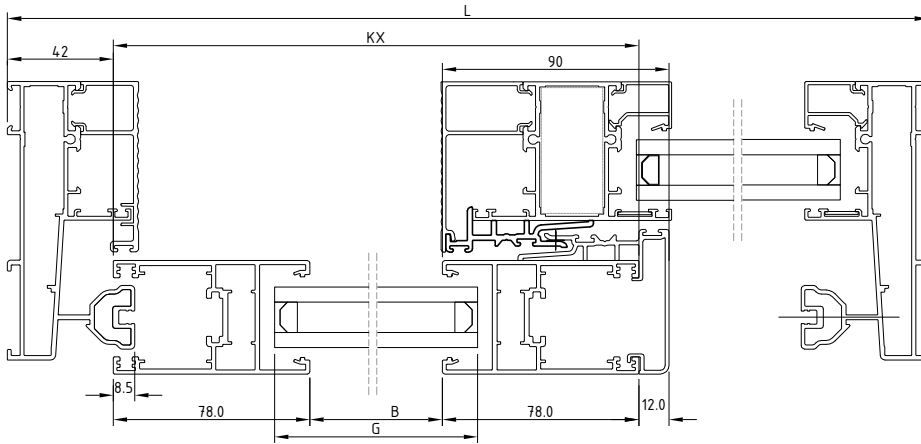
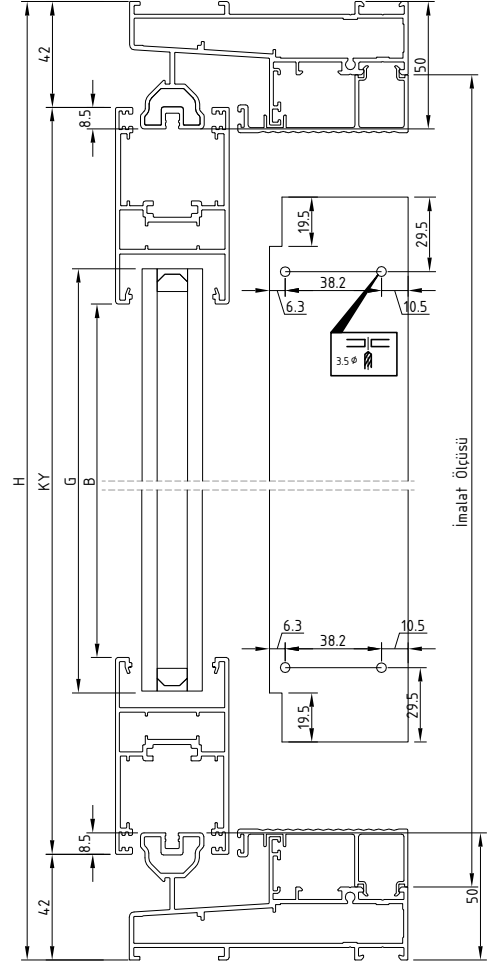
LIFT & SLIDE SYSTEM

$$KX = \frac{L+52}{2}$$

$$KY = H-84$$

$$G = B+28$$

Not : Cam ölçüleri eşit kabul edilerek formülize edilmiştir.



S45 SERİ PROFİLLERİ

S45 PROFILES SERIE

FİTİL LİSTESİ

Gasket list

kod code	şekil drawing	tanım description	teorik ağırlık theoretical weight gr / m	paket ağırlığı package weight kg / package	paket metrajı in one package metre / package	kullanım yeri aplication
W-701		epdm cam iç fitil glazing gasket inside	41 gr/m	15 kg	366 m	
W-702		epdm cam iç fitil glazing gasket inside	49 gr/m	15 kg	306 m	
W-704		epdm cam dış fitil glazing gasket outside (epdm)	50 gr/m	15 kg	300 m	
s-701		tpv fitil tpv gasket	23 gr/m	15 kg	650 m	
S-706		epdm fitil epdm gasket	30 gr/m	15 kg	500 m	
s-708		tpe fitil tpe gasket	23 gr/m	15 kg	650 m	

S45 SÜRME SERİ
S45 SLIDING SERIES

AÇILIM MEKANİZMALARI
OPENING MECHANISMS

S45 SÜRME SERİ
S45 SLIDE SYSTEM

KALDIR & SÜR SİSTEMİ
LIFT & SLIDE SYSTEM

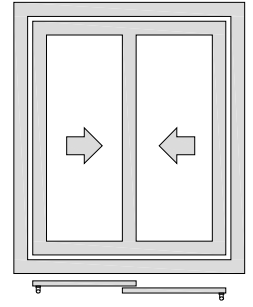
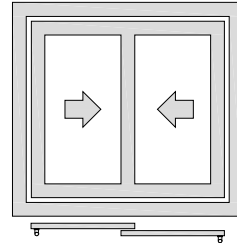
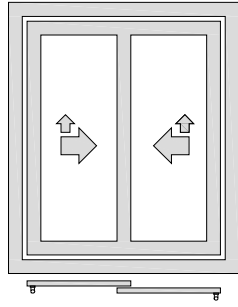
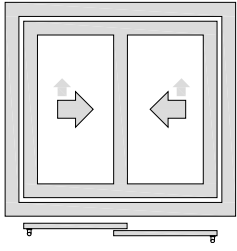
SÜRME SİSTEMİ
SLIDE SYSTEM

Max 80 Kg

Max 160 Kg

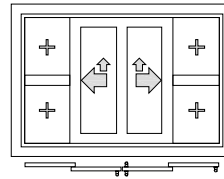
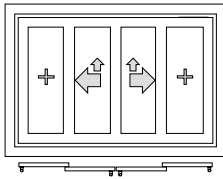
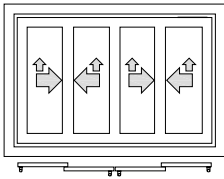
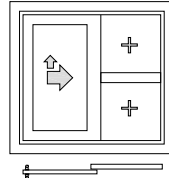
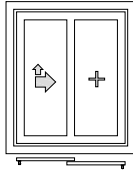
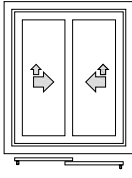
Max 80 Kg

Max 160 Kg

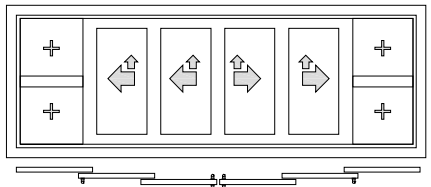
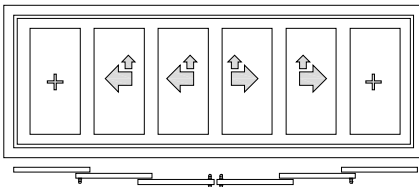
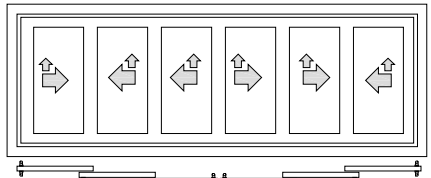
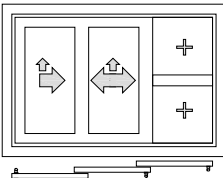
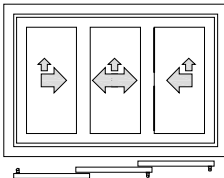


AÇILIM TİPLERİ
OPENING STYLES

2 KANATLI
2 SASHES



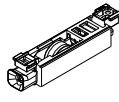
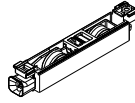

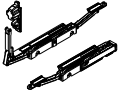









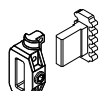
3 KANATLI
3 SASHES



S45 SÜRME SERİ

S45 SLIDING SERIES

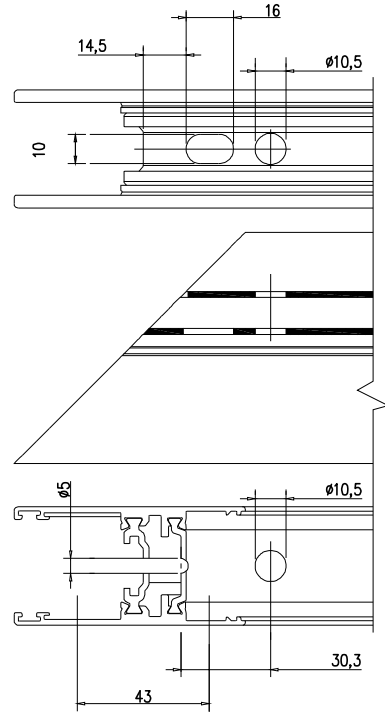
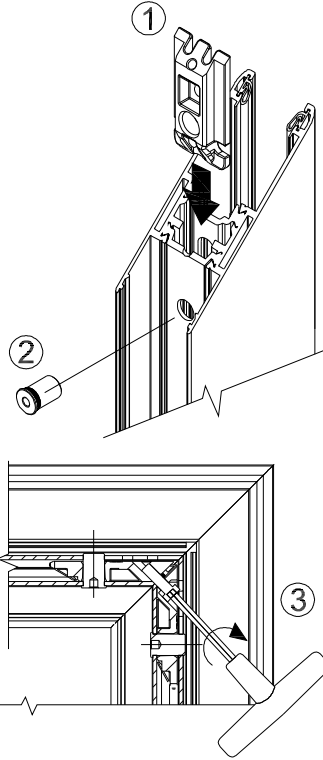
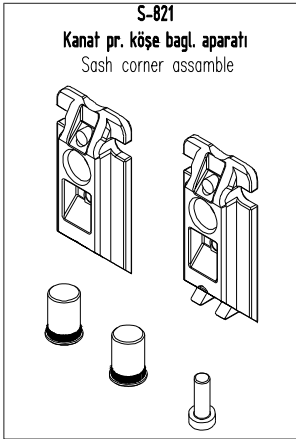
AÇILIM MEKANİZMALARI
OPENING MECHANISMS

	KALDIR & SÜR SİSTEMİ LIFT & SLIDE SYSTEM				SÜRME SİSTEMİ SLIDE SYSTEM			
	DOOR L&S	WINDOW L&S	DOOR L&S	WINDOW L&S	DOOR SLIDE	WINDOW SLIDE	DOOR SLIDE	WINDOW SLIDE
S-801 Ayarlı rulman 80kg Carrera 1 adjustable pulleyes 						X		X
S-802 Ayarlı rulman 160 kg Carrera 2 adjustable pulleyes 					X		X	
S-803 Kaldır-sür rulman tk. 80 kg Kit pulleys lift&slide 		X		X				
S-804 Kaldır-sür rulman tk. 160 kg Kit pulleys lift&slide 	X		X					
S-805 Brio plus anahtarlı havuz kol Brio plus handle with lock 					X	X	X	X
S-806 Prima eksenel kol Prima handle 					X	X	X	X
S-807 Prima eksenel kol Prima handle 	X	X	X	X	X	X	X	X
S-808 Martellina kol mekanizması Mechanism for martellina handle 	X	X	X	X	X	X	X	X
S-809 Anahtar kilitle mekanizması Lock with key 	X	X	X	X	X	X	X	X
S-810 Gos-s t.rex kapama tk. Closing kit for gos-s t.rex 	X	X	X	X	X	X	X	X
S-811 Çarpma takozu kaldır-sür Shock absorber lift for l&s system 	X	X	X	X				
S-812 Çarpma takozu klasik sürme Shock absorber no-lift for slide system 	X	X			X	X	X	X
S-813 Kol-tij bağl. Handle connection 					X	X	X	X
S-814 Gümme kol-tij bağl. Embedding handle connection 					X	X	X	X

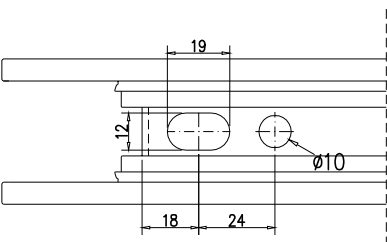
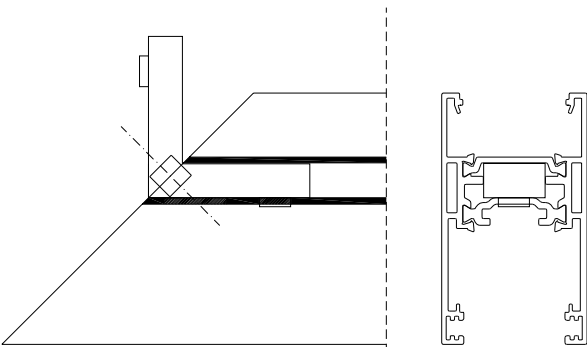
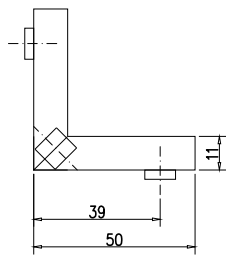
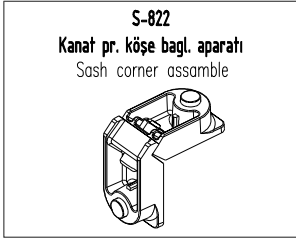
S45 SÜRME SERİ
S45 SLIDING SERIES

AÇILIM MEKANİZMALARI
OPENING MECHANISMS

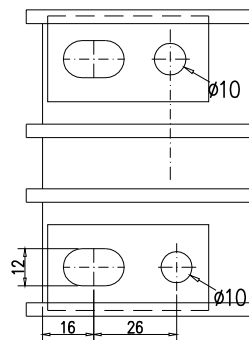
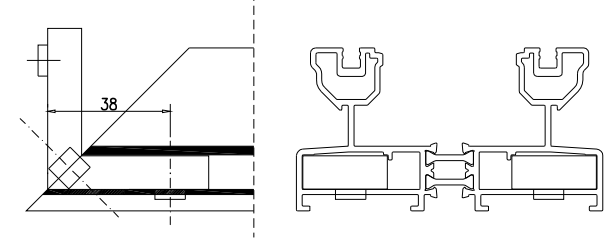
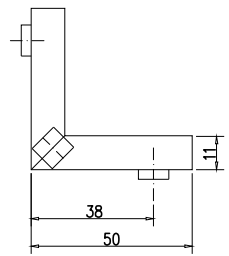
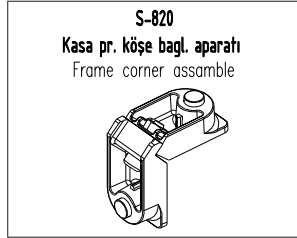
S-821
Kanat pr. köşe bağl. aparatı
Sash corner assamble



S-822
Kanat pr. köşe bağl. aparatı
Sash corner assamble



S-820
Kasa pr. köşe bağl. aparatı
Frame corner assamble

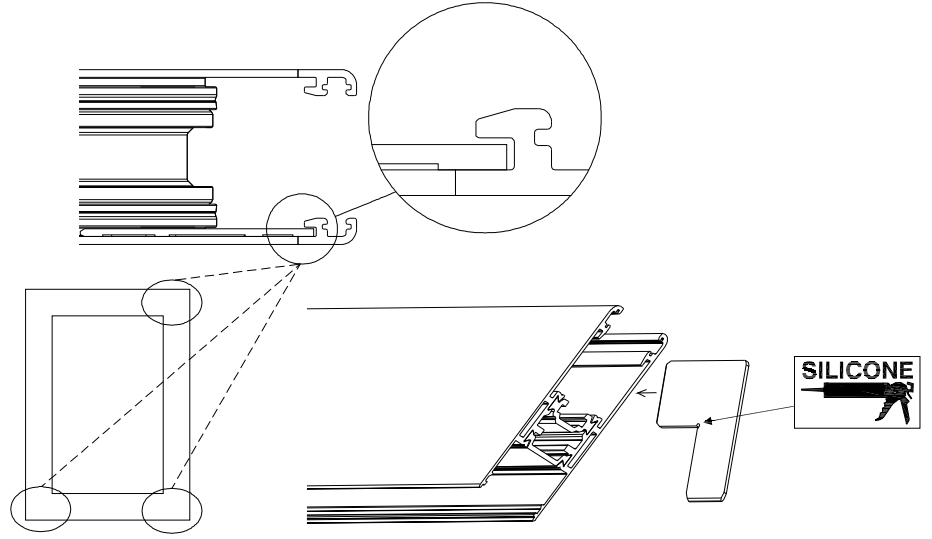
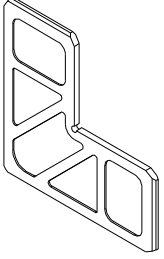


S45 SÜRME SERİ
S45 SLIDING SERIES

AÇILIM MEKANİZMALARI
OPENING MECHANISMS

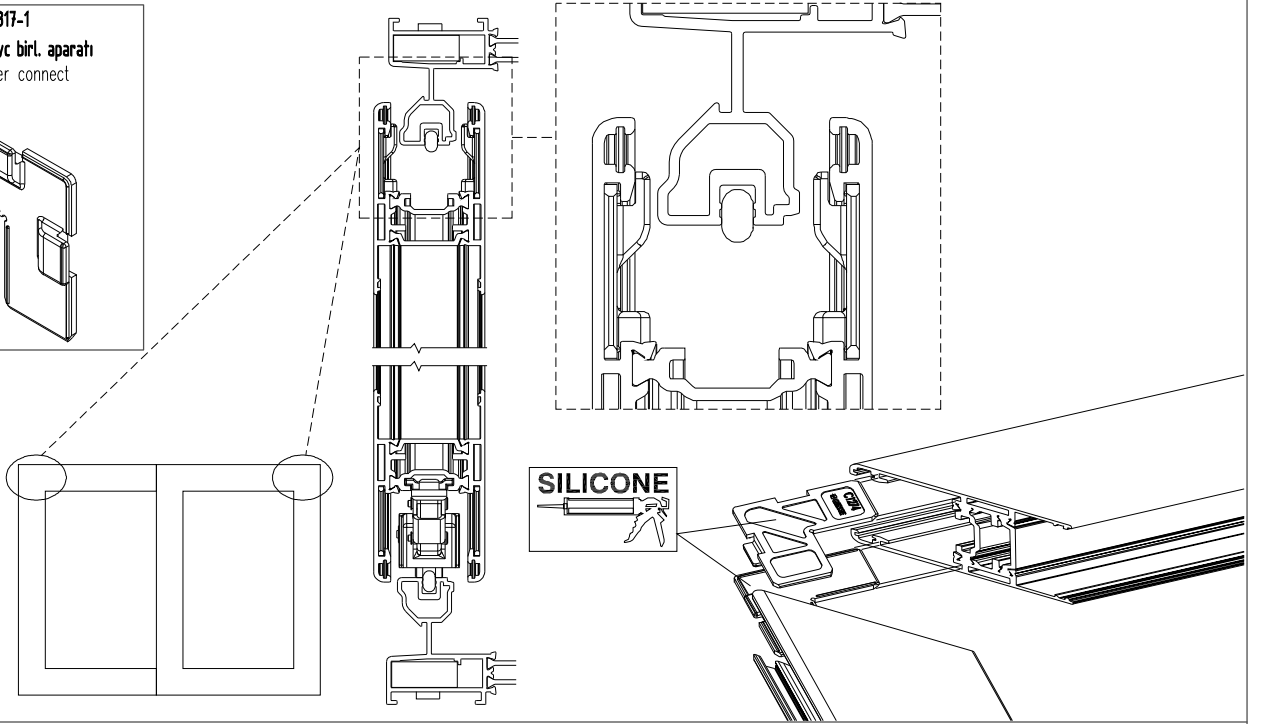
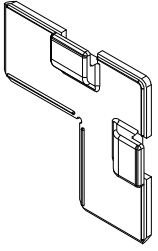
S-817

Kanat köşe pvc birl. aparatı
Sash corner connect



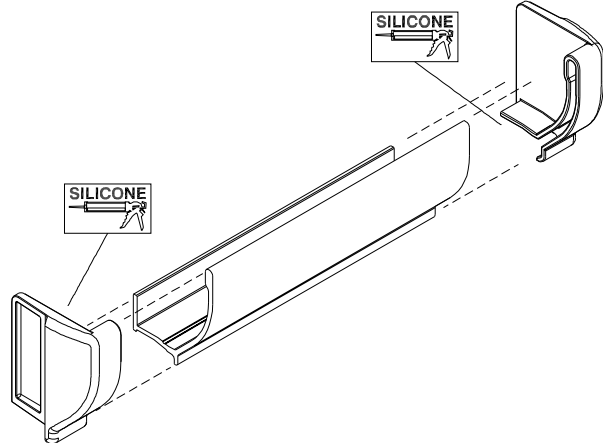
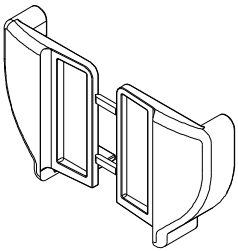
S-817-1

Kanat köşe pvc birl. aparatı
Sash corner connect



S-818

Pvc kapak
Pvc cover



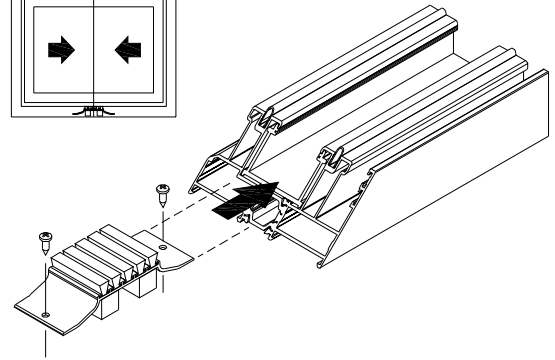
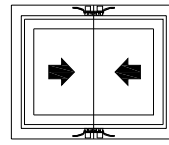
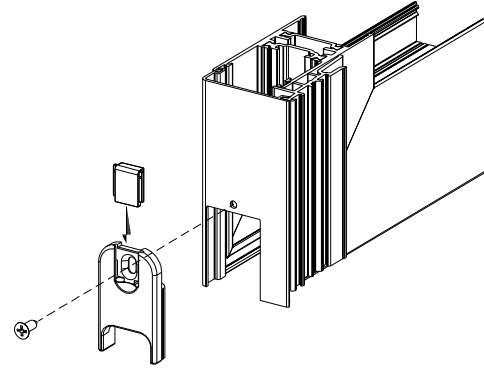
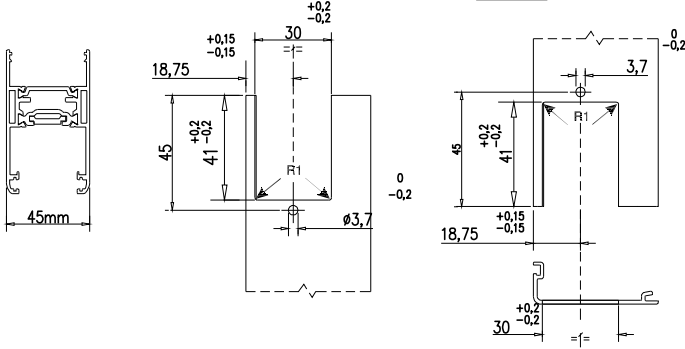
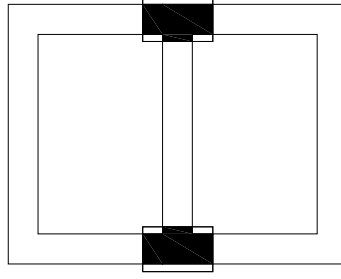
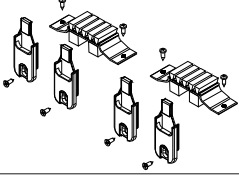
S45 SÜRME SERİ

S45 SLIDING SERIES

AÇILIM MEKANİZMALARI
OPENING MECHANISMS

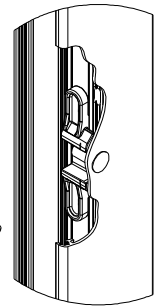
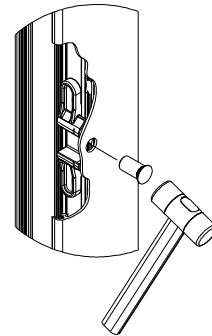
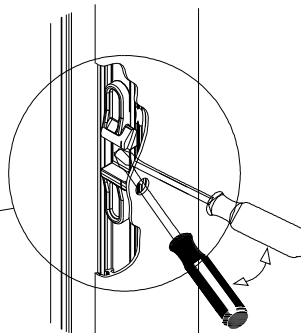
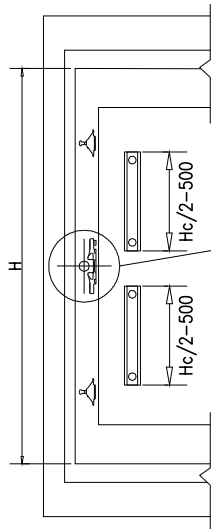
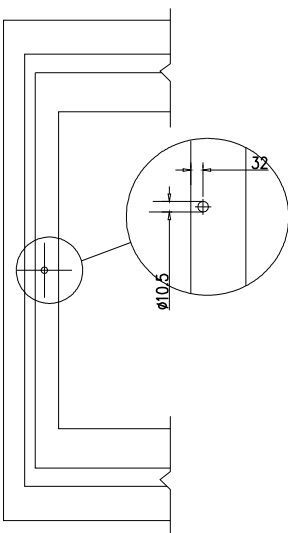
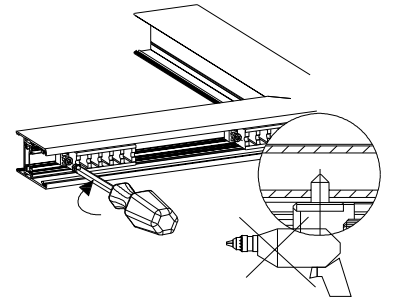
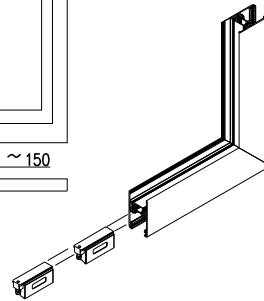
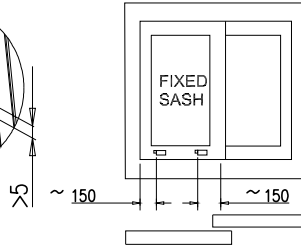
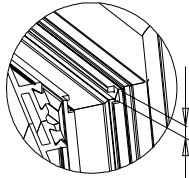
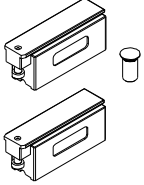
S-815

Sürme kanat birt. izolasyon tk.
Central plugs kit for sliding



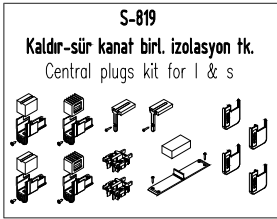
S-816

Kanat sabitleme tk.
Fixed sash kit



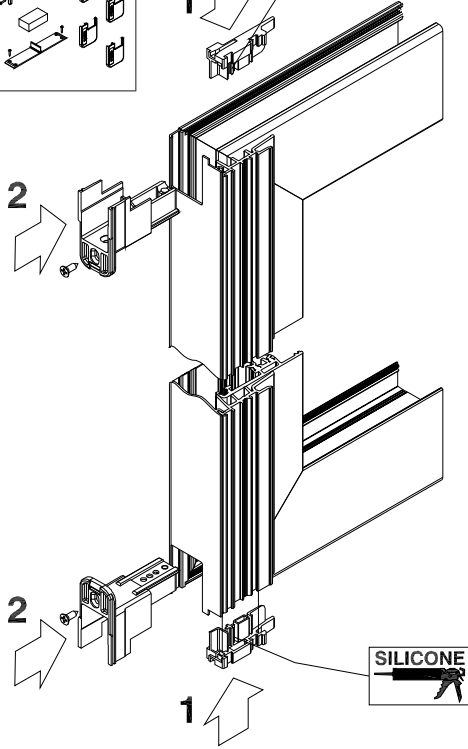
S45 SÜRME SERİ
S45 SLIDING SERIES

AÇILIM MEKANİZMALARI
OPENING MECHANISMS

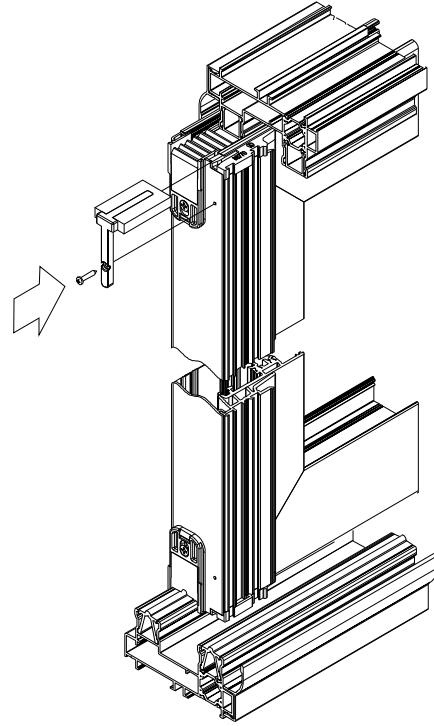


SILICONE

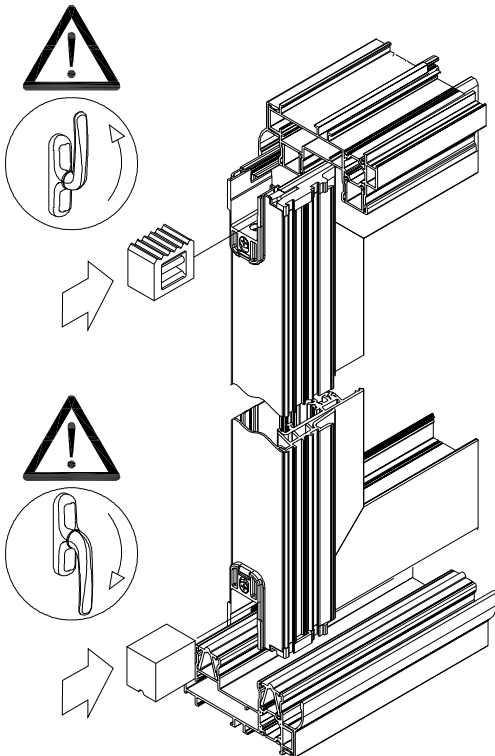
1 SASH



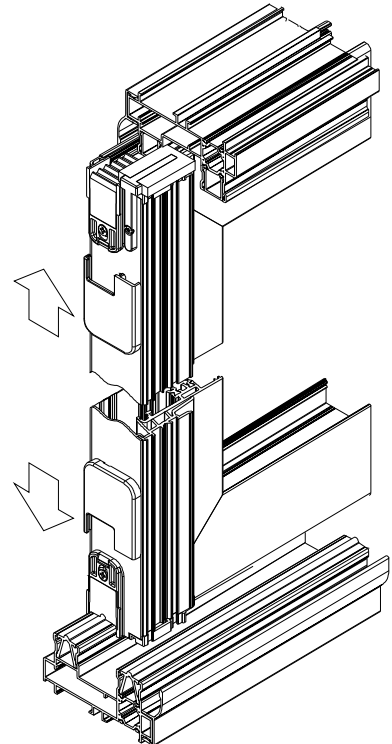
3 SASH



2 SASH



4 SASH

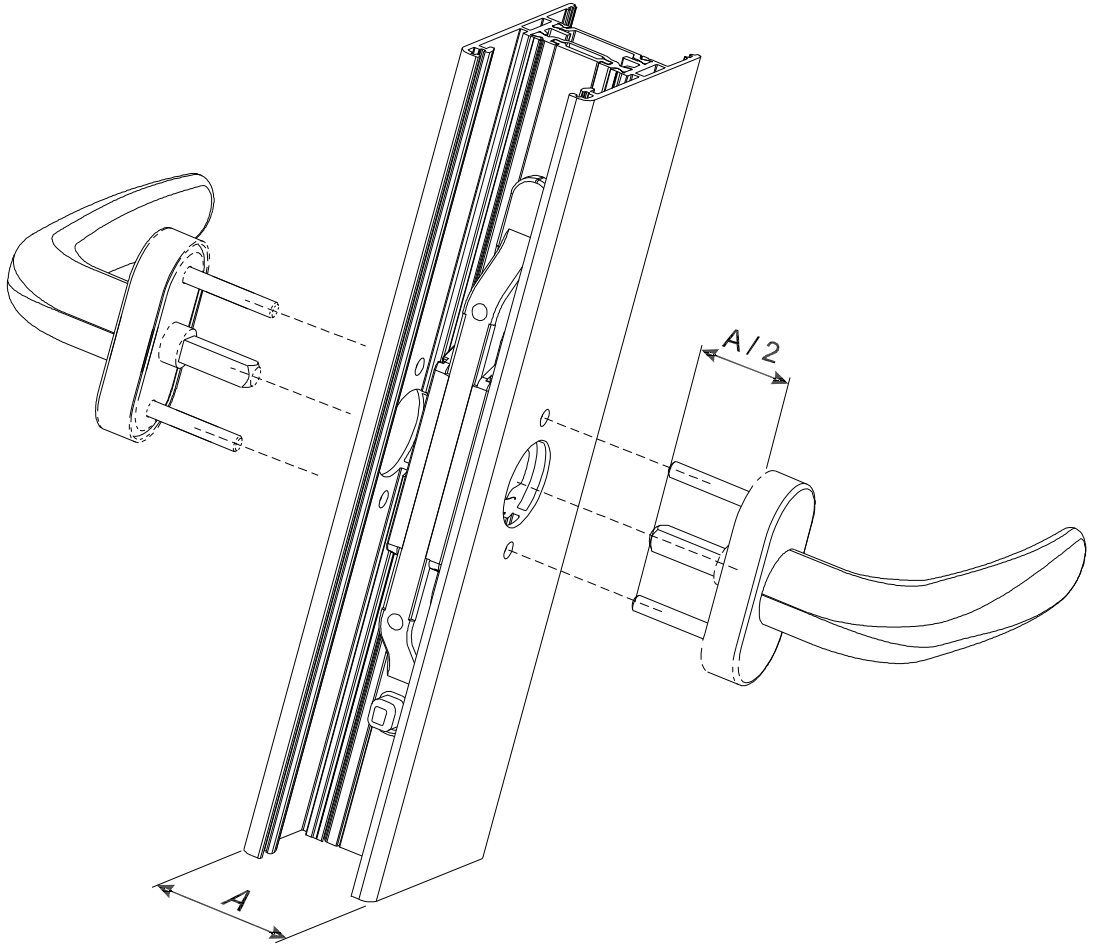


S45 SÜRME SERİ
S45 SLIDING SERIES

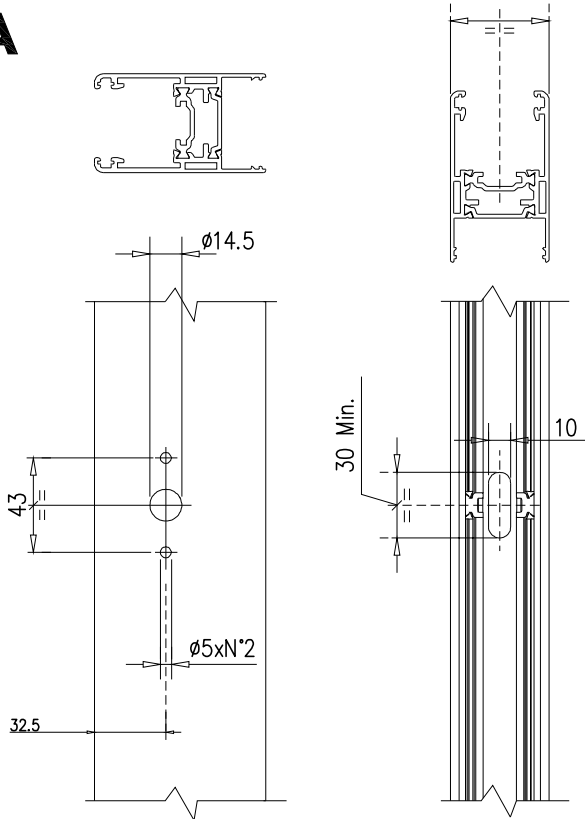
AÇILIM MEKANİZMALARI
OPENING MECHANISMS

S-807

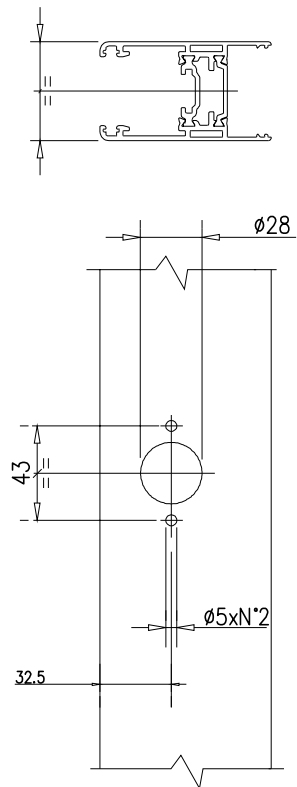
Prima eksenel kol
Prima handle



A

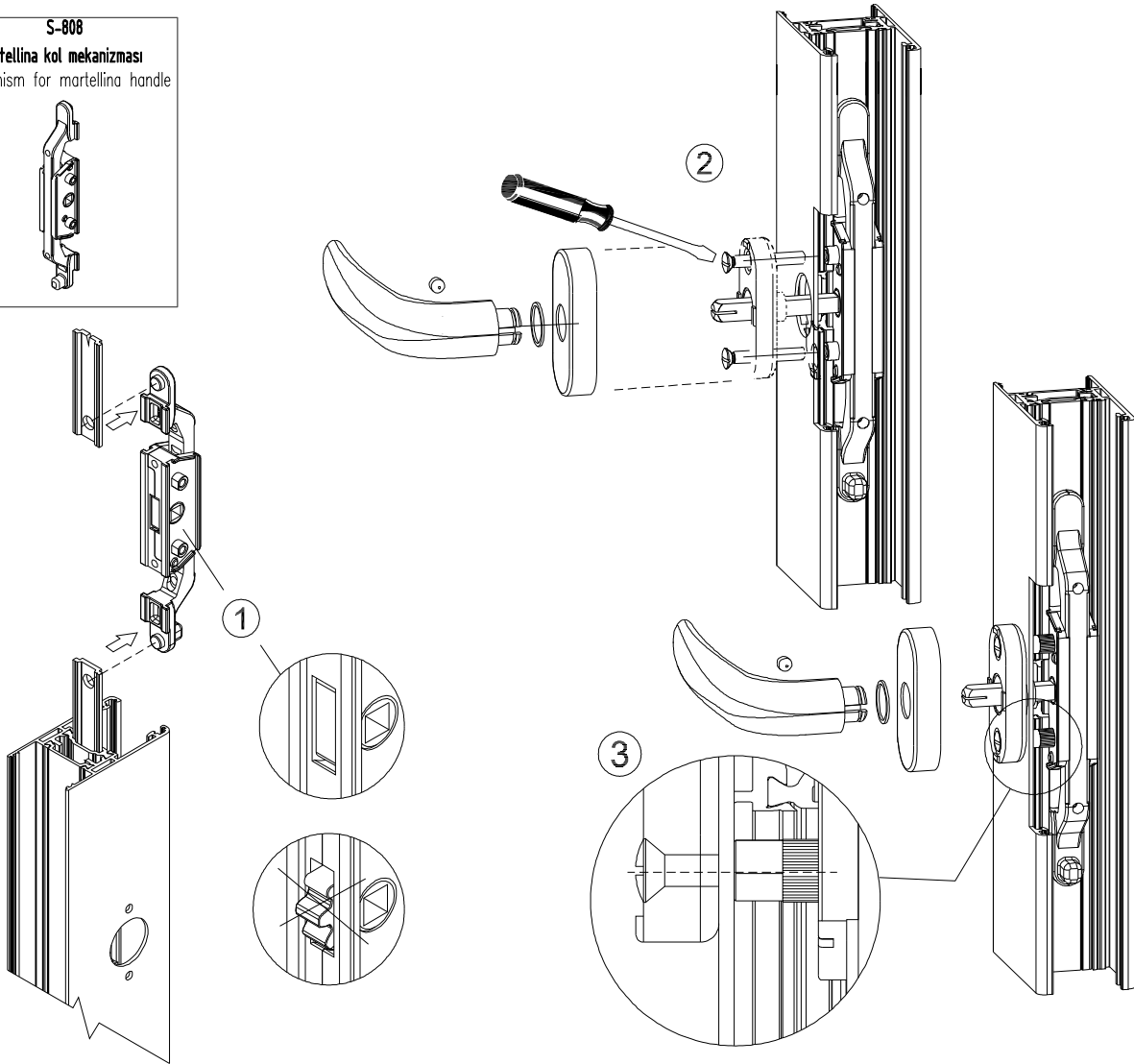


B

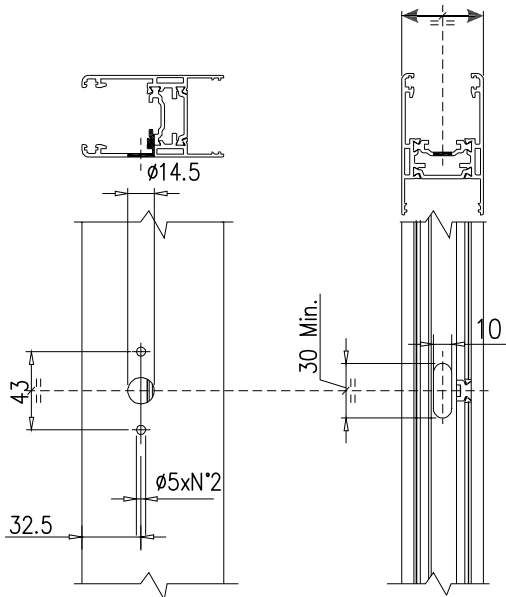


S45 SÜRME SERİ
S45 SLIDING SERIES

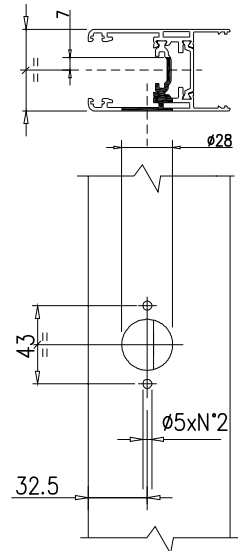
AÇILIM MEKANİZMALARI
OPENING MECHANISMS



A



B

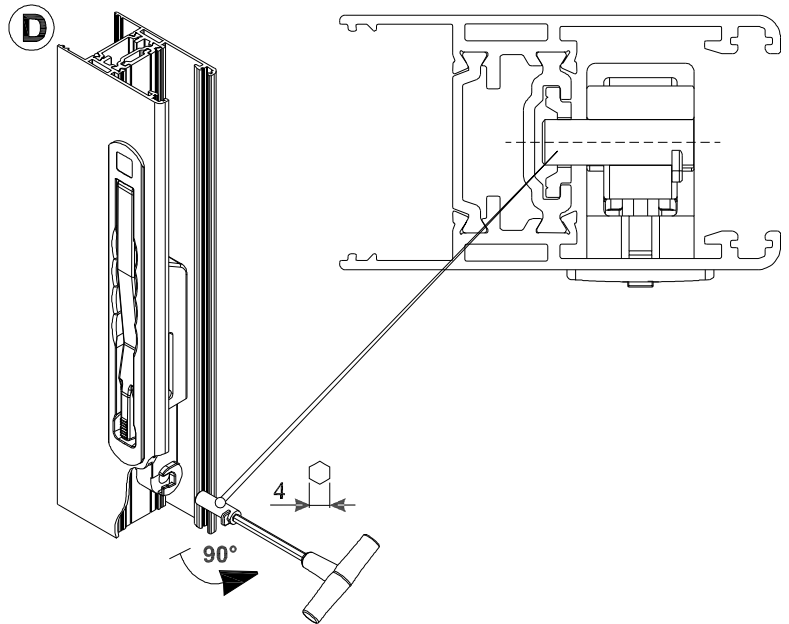
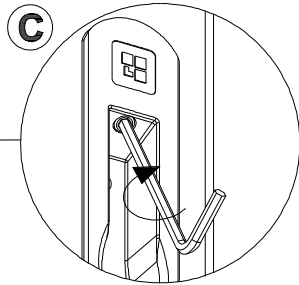
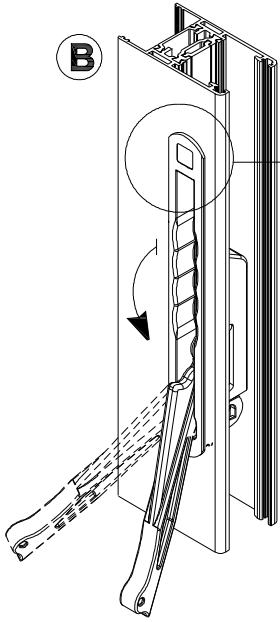
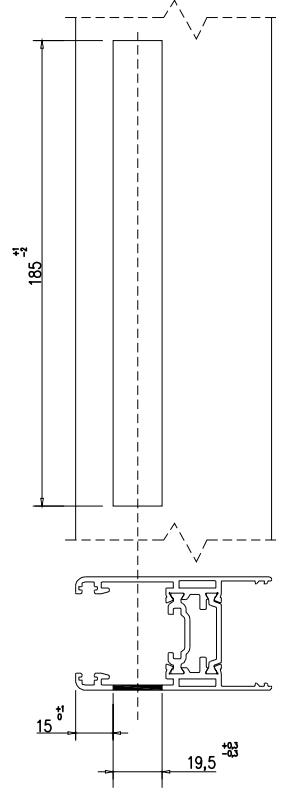
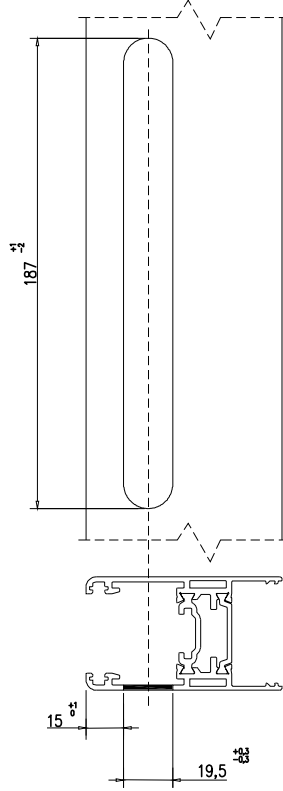
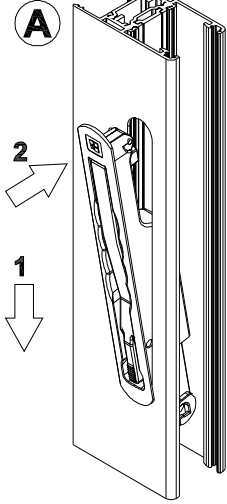
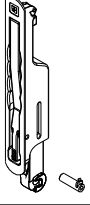


S45 SÜRME SERİ
S45 SLIDING SERIES

AÇILIM MEKANİZMALARI
OPENING MECHANISMS

S-823

180° kaldırma kolu gömme kol
l&s handle lever 180°



S45 SÜRME SERİ

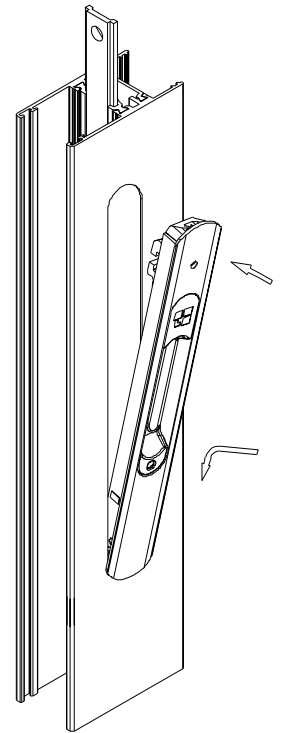
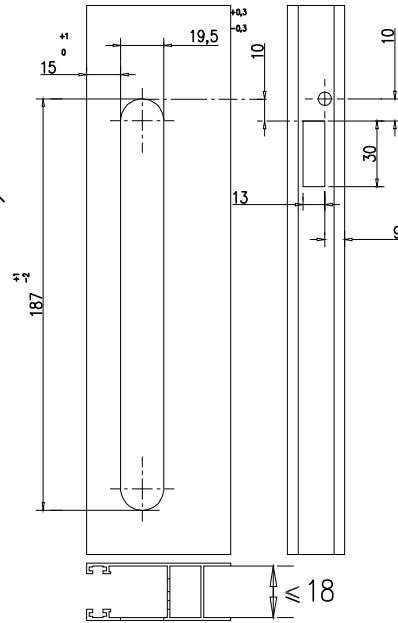
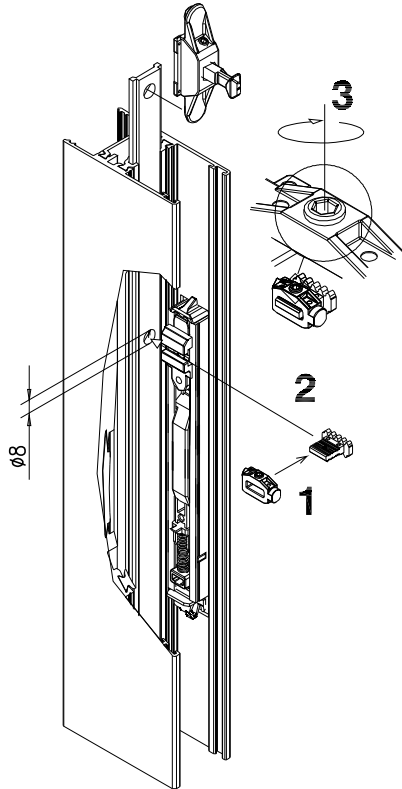
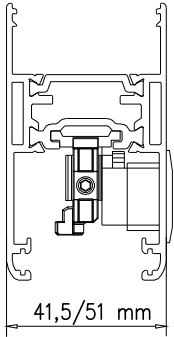
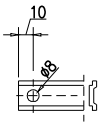
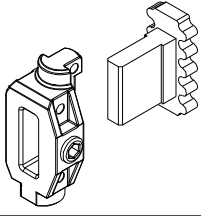
S45 SLIDING SERIES

AÇILIM MEKANİZMALARI
OPENING MECHANISMS

S-814

Gömme kol-tij bağl.

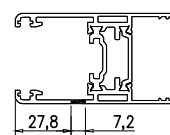
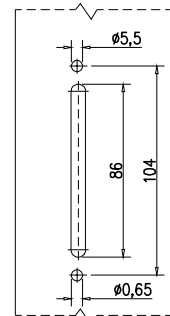
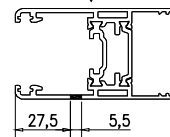
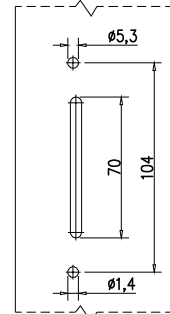
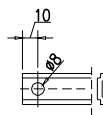
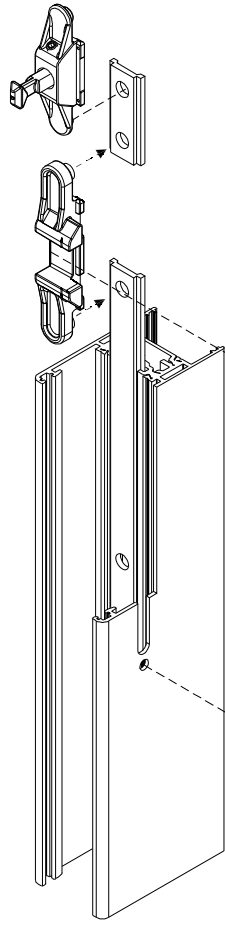
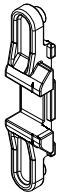
Embedding handle connection



S-813

Kol-tij bağl.

Handle connection

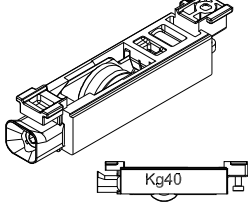


S45 SÜRME SERİ
S45 SLIDING SERIES

AÇILIM MEKANİZMALARI
OPENING MECHANISMS

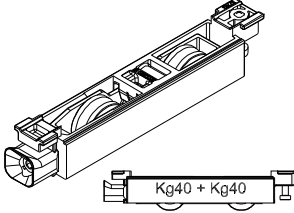
S-801

Ayarlı rulman 80kg
Carrera 1 adjustable pulley

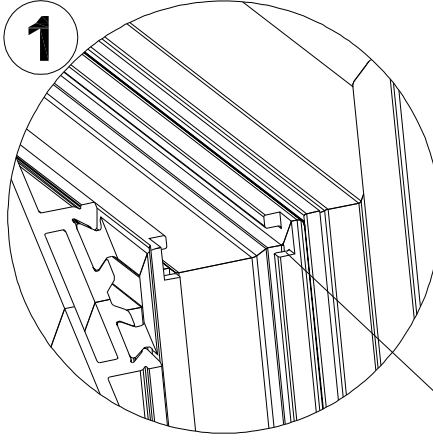


S-802

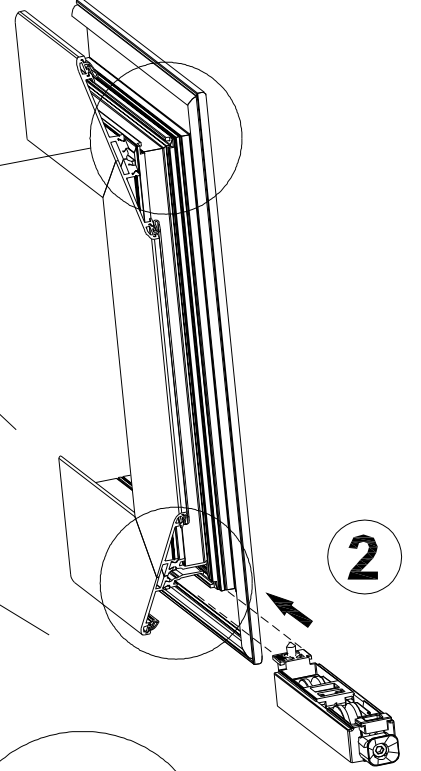
Ayarlı rulman 160 kg
Carrera 2 adjustable pulley



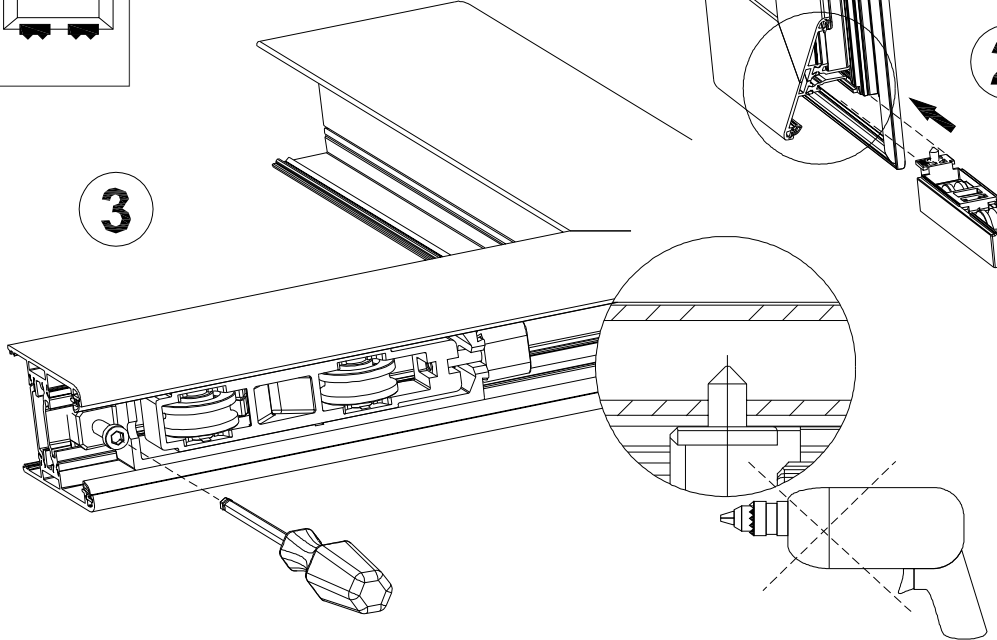
1



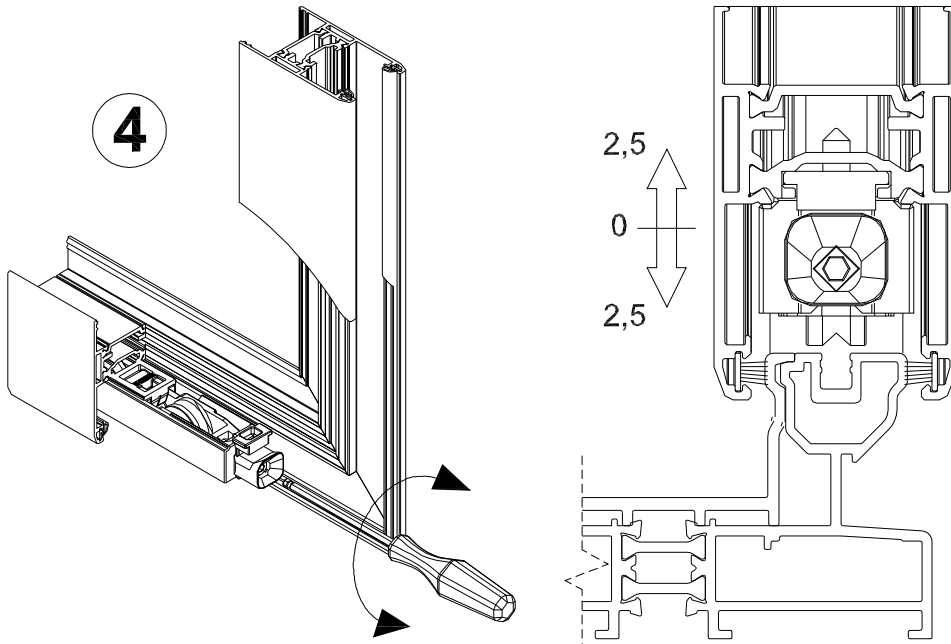
2



3



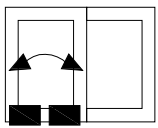
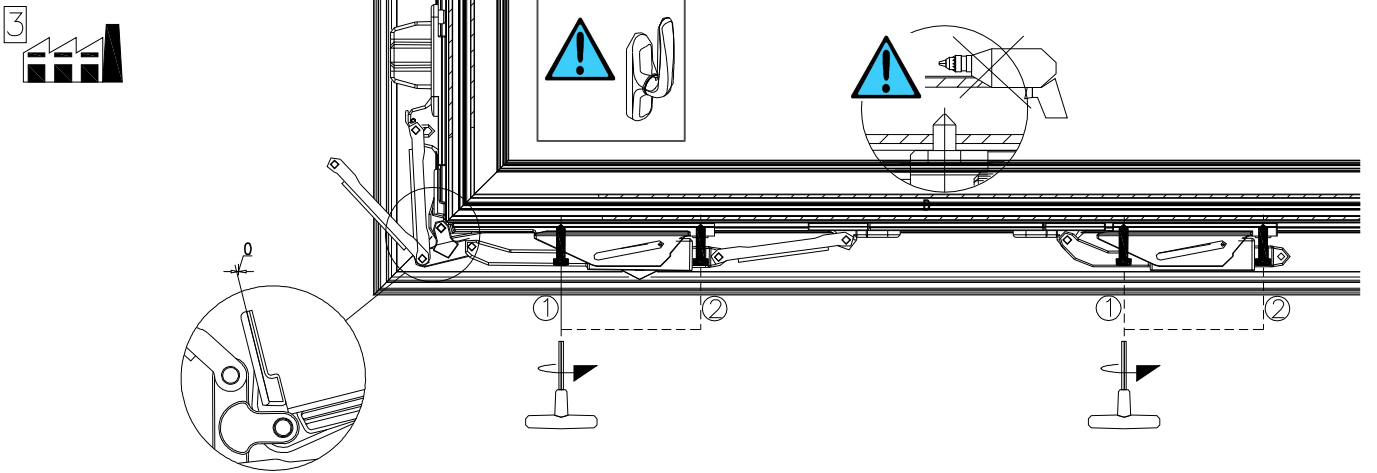
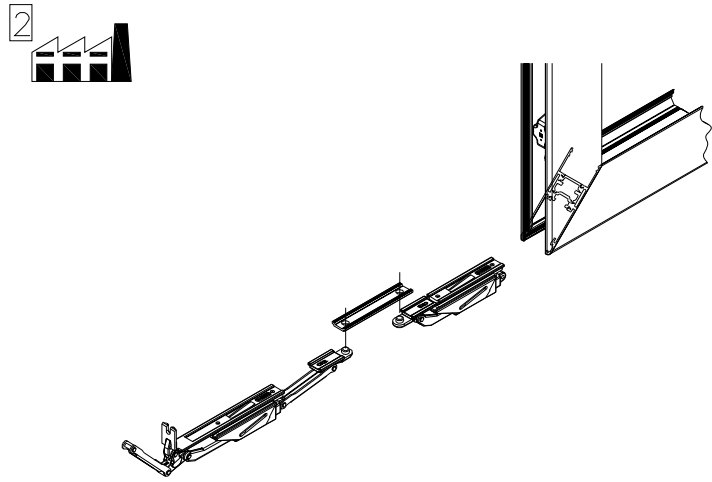
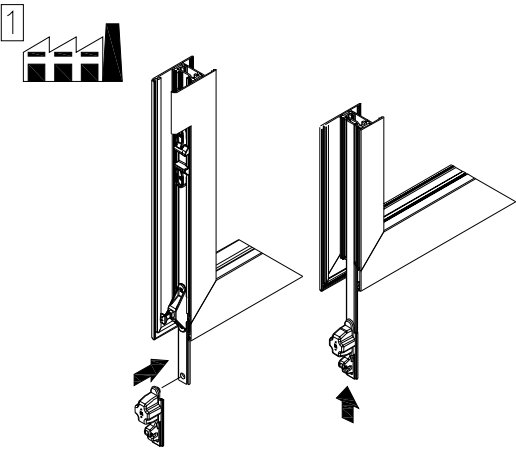
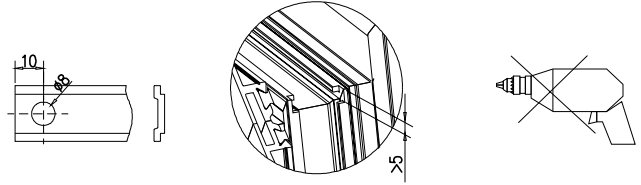
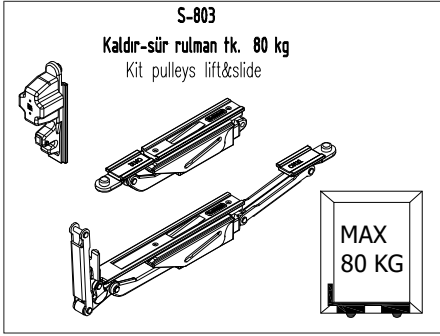
4



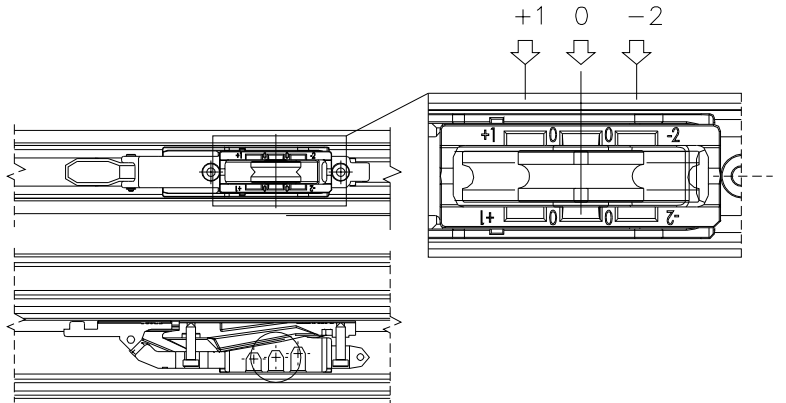
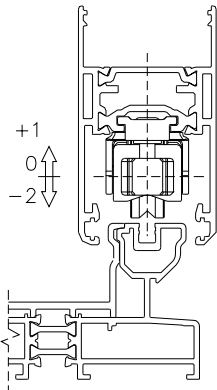
S45 SÜRME SERİ

S45 SLIDING SERIES

AÇILIM MEKANİZMALARI
OPENING MECHANISMS

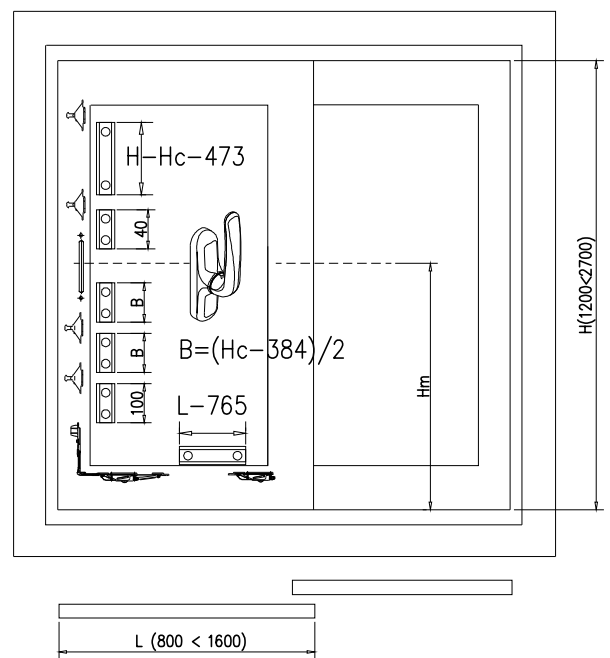
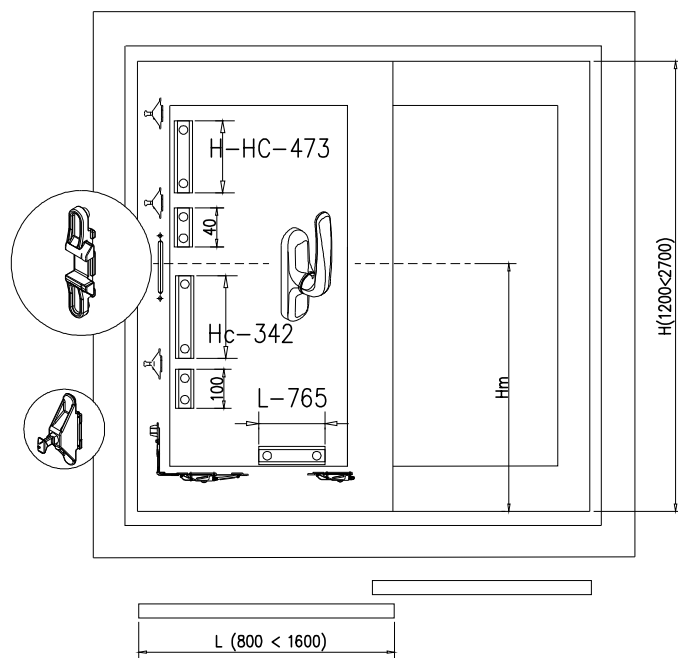
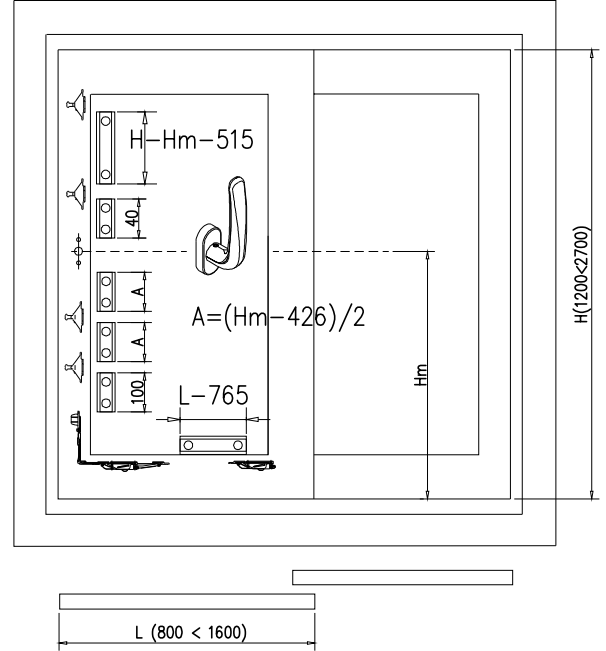
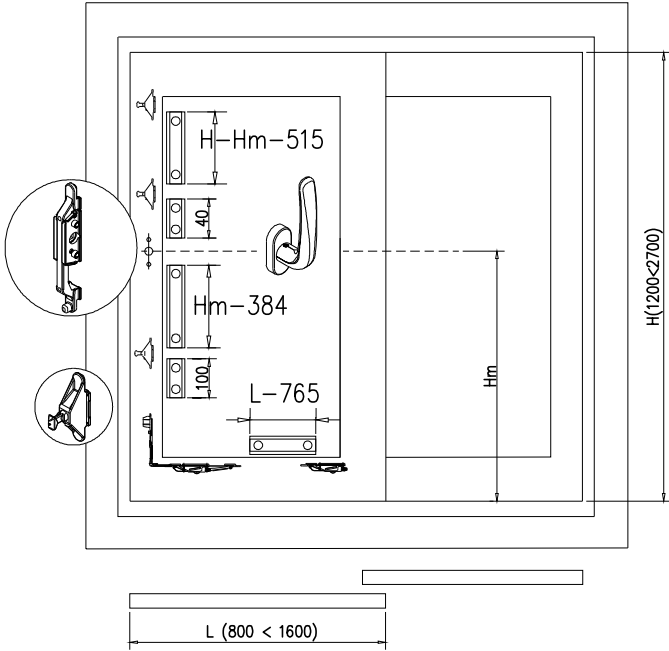


+1
0
-2



S45 SÜRME SERİ
S45 SLIDING SERIES

AÇILIM MEKANİZMALARI
OPENING MECHANISMS

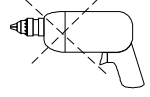
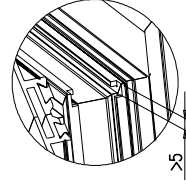
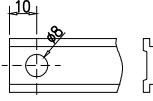
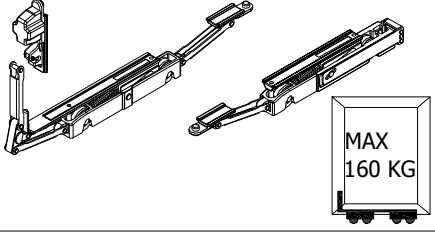


S45 SÜRME SERİ

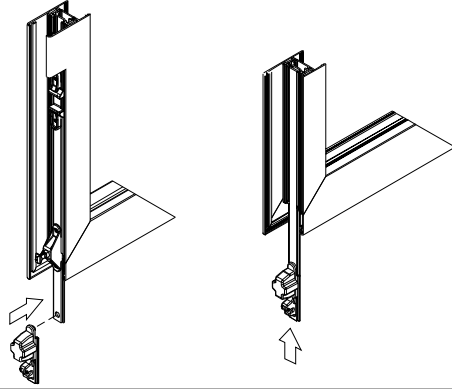
S45 SLIDING SERIES

AÇILIM MEKANİZMALARI
OPENING MECHANISMS

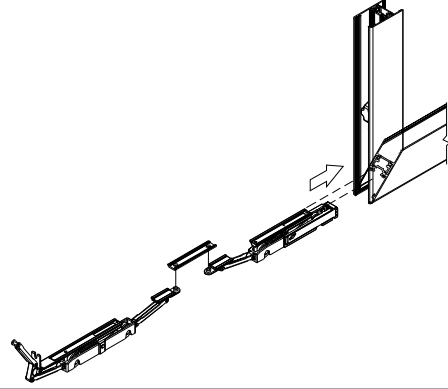
S-804
Kaldır-sür rulman tk. 160 kg
Kit pulleys lift&slide



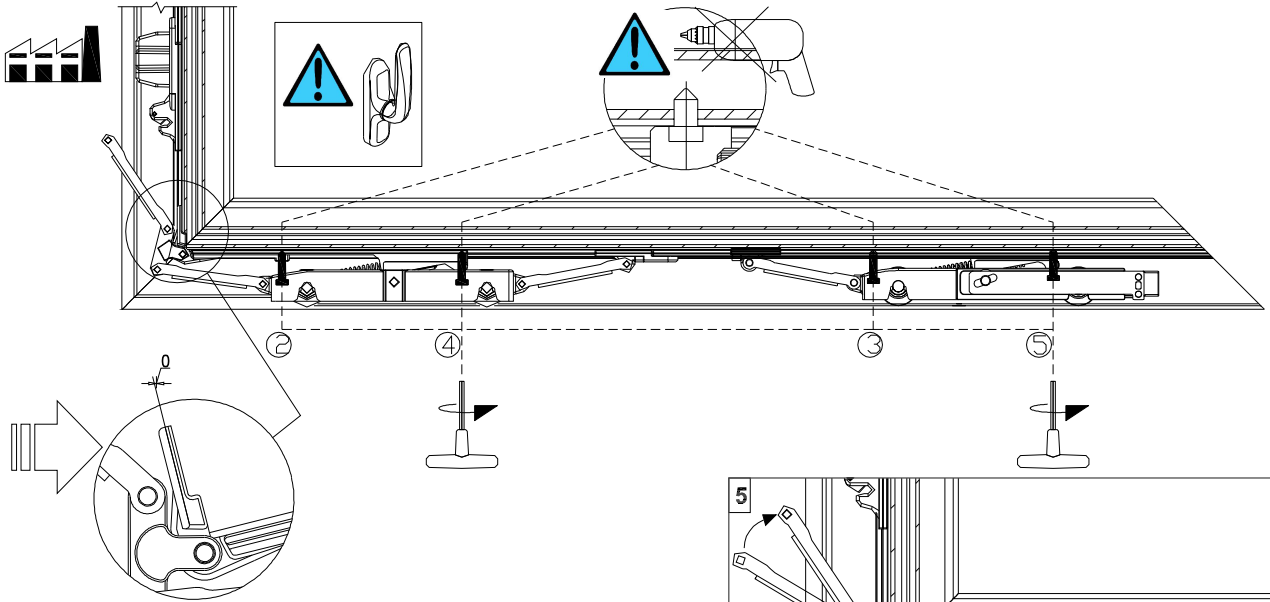
1



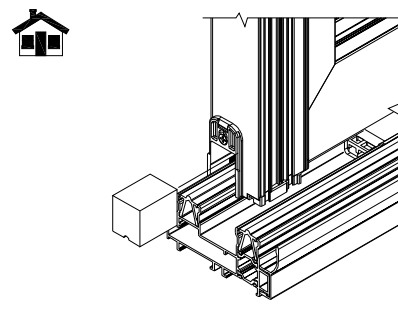
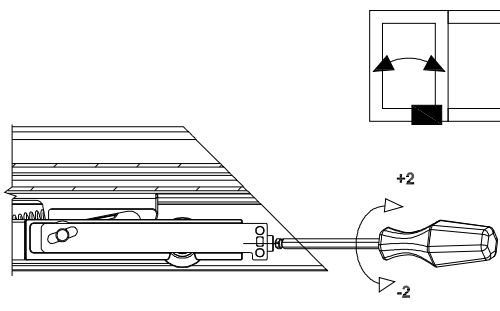
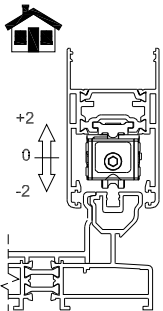
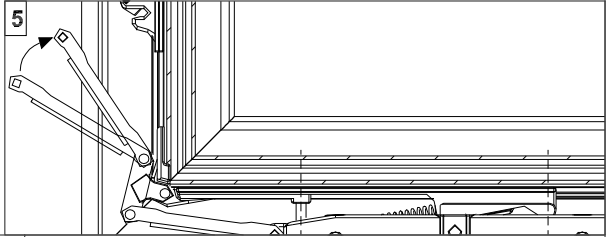
2



3

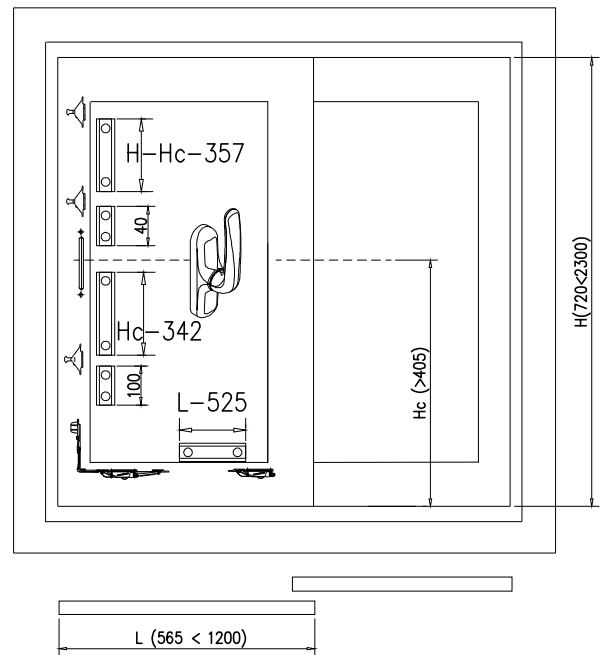
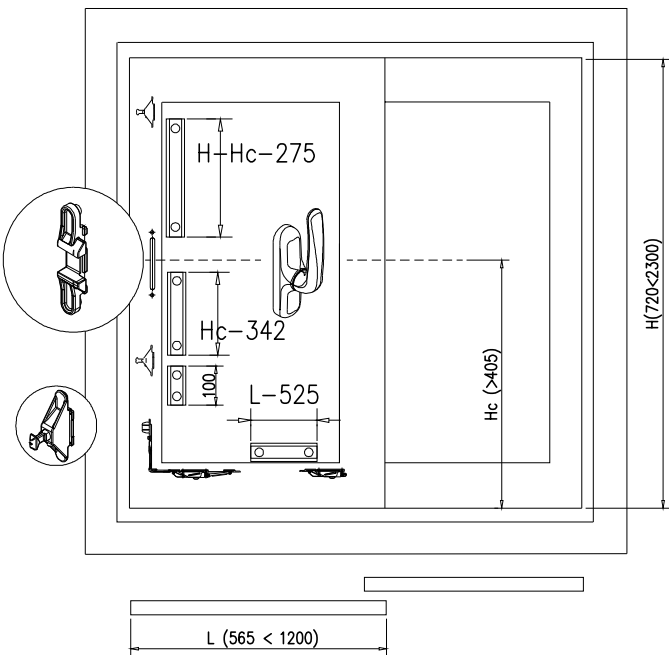
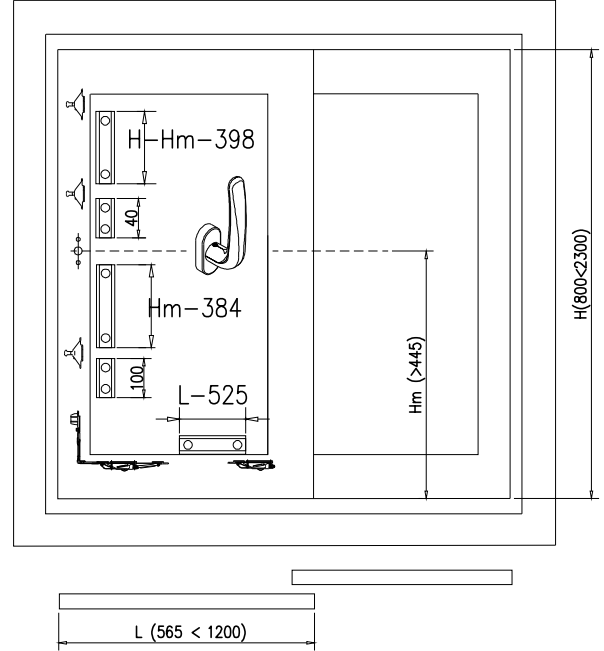
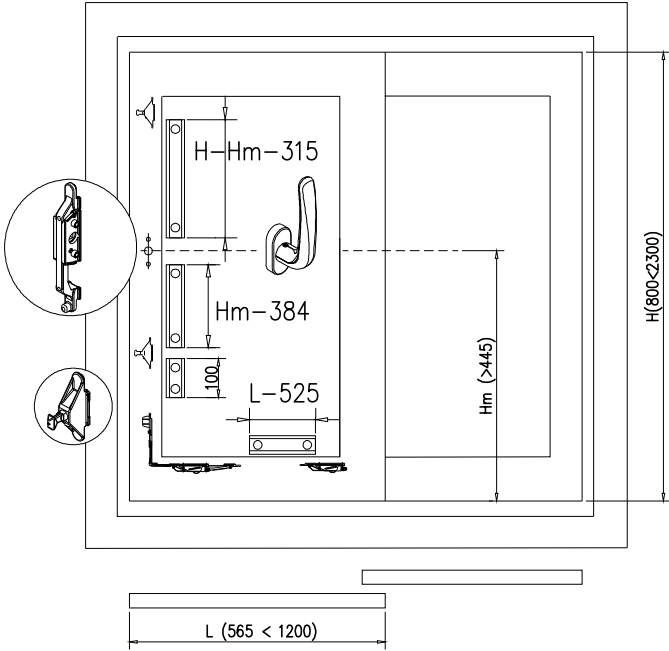


5



S45 SÜRME SERİ
S45 SLIDING SERIES

AÇILIM MEKANİZMALARI
OPENING MECHANISMS

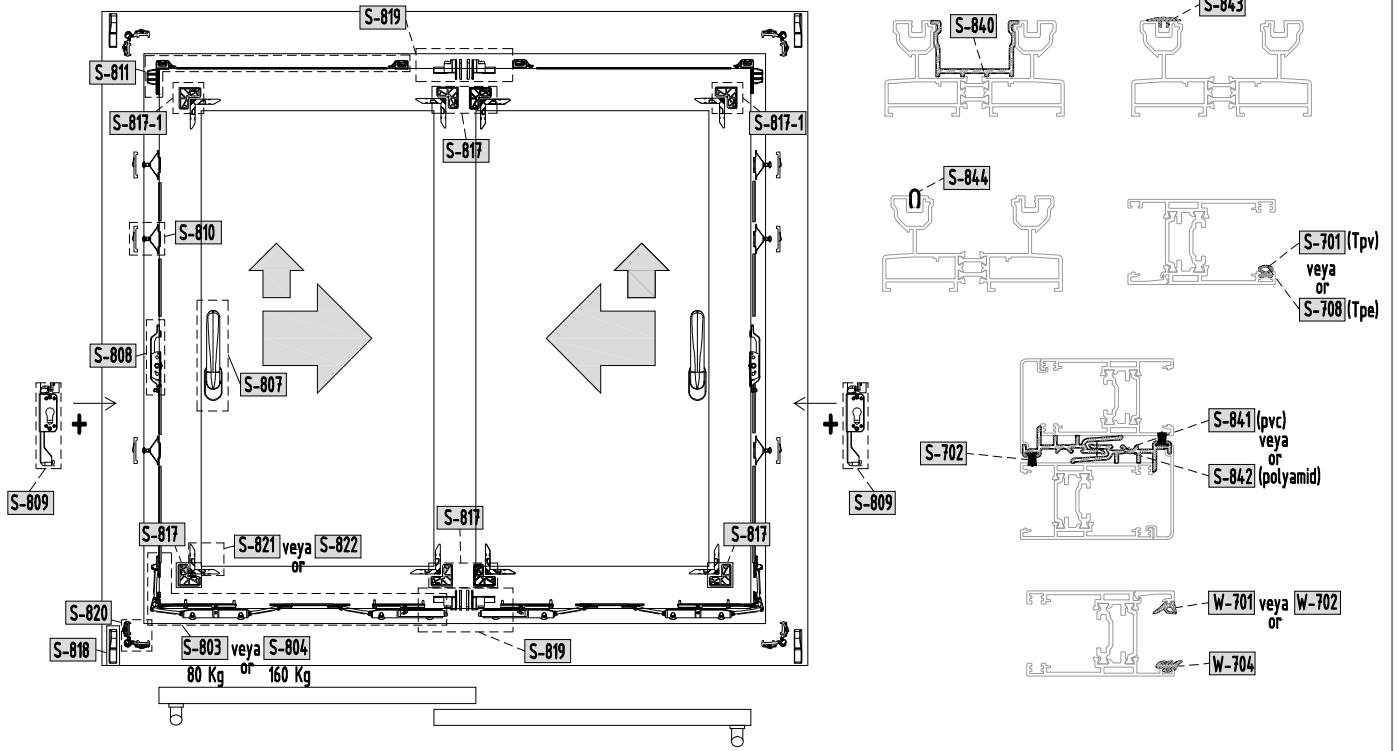


S45-T YALITIMLI SÜRME SERİ

S45 – T INSULATED SLIDING SERIES

AÇILIM MEKANİZMALARI

OPENING MECHANISMS



Kod Code	Tanım Description	Miktar Quantity
S-810	Gos-s t.rex kapama tk. Closing kit for gos-s t.rex	6
S-808	Martellina kol mekanizması Mechanism for martellina handle	2
S-807	Prima aksel kol Prima handle	2
S-803 veya / or S-804	80 Kg Kaldır-sür rulman tk. Kit pulleys lift&slide 160 Kg	2
S-811	Çarpma takozu kaldır-sür Shock absorber lift for l&s system	2
S-819	Kaldır-sür kanat birl. izolasyon tk. Central plugs kit for l & s	1
S-818	Pvc kapak Pvc cover	2
S-817	Kanat köşe pvc birl. aparatı Sash corner connect	12
S-817-1	Kanat köşe pvc birl. aparatı Sash corner connect	4
S-821 veya / or S-822	Kanat pr. köşe bağl. aparatı Sash corner assemble	8

S-820	Kasa pr. köşe bağl. aparatı Frame corner assemble	8
S-840	Pvc profil Pvc profile	mt.
S-843	Pvc profil Pvc profile	mt.
S-841 veya / or S-842	Pvc profil Pvc profile Polyamid profil Polyamid profile	mt.
S-844	Çelik ray Stainless steel	mt.
S-701 veya / or S-708	Tpv Fitol TpV gasket Tpe Fitol Tpe gasket	mt.
S-702	Fırça Brush	mt.
W-701 veya / or W-702	Epdm fitil Epdm gasket	mt.
W-704	Epdm fitil Epdm gasket	mt.

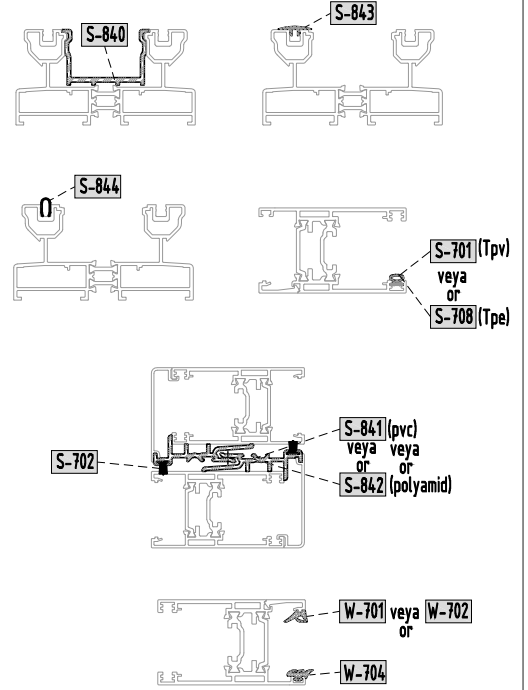
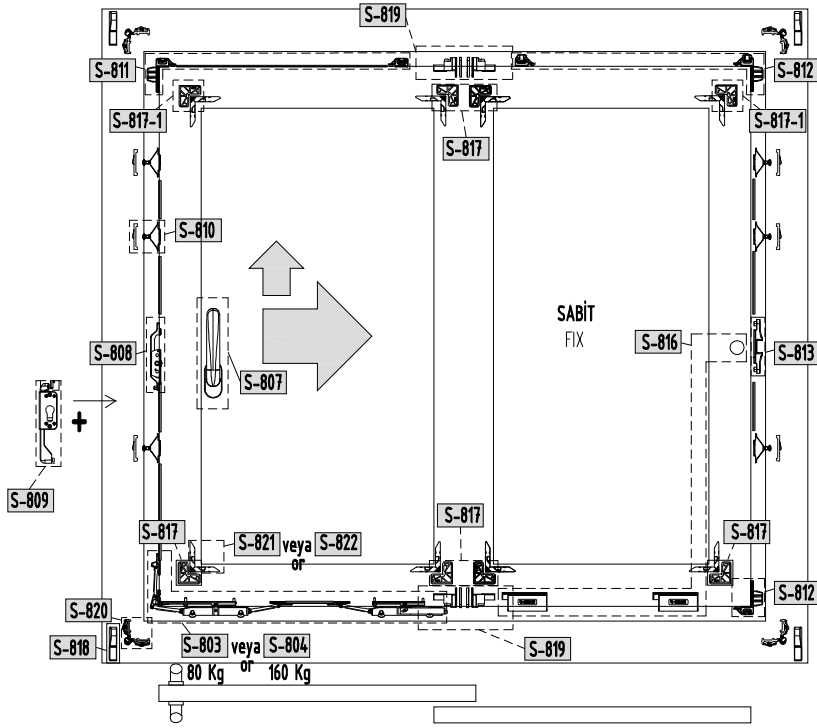
+

S-809	Anahtar kilit mekanizması Lock with key	2
-------	--	---

S45-T YALITIMLI SÜRME SERİ

S45 -T INSULATED SLIDING SERIES

AÇILIM MEKANİZMALARI
OPENING MECHANISMS



Kod Code	Tanım Description	Miktar Quantity
S-810	Gos-s t.rex kapama tk. Closing kit for gos-s t.rex	6
S-808	Martellina kol mekanizması Mechanism for martellina handle	1
S-807	Prima aksenal kol Prima handle	2
S-803 veya / or S-804	80 Kg Kaldır-sür rulman tk. Kit pulleys lift&slide 160 Kg	1
S-811	Çarpma takozu kaldır-sür Shock absorber lift for l&s system	1
S-819	Kaldır-sür kanat birl. izolasyon tk. Central plugs kit for l & s	1
S-818	Pvc kapak Pvc cover	2
S-817	Kanat köşe pvc birl. aparatı Sash corner connect	12
S-817-1	Kanat köşe pvc birl. aparatı Sash corner connect	4
S-821 veya / or S-822	Kanat pr. köşe bağl. aparatı Sash corner assamble	8
S-816	Kanat sabitleme tk. Fixed sash kit	1

S-812	Çarpma takozu klasik sürme Shock absorber no-lift for slide system	1
S-813	Kol-tij bağl. Handle connection	1
S-820	Kasa pr. köşe bağl. aparatı Frame corner assamble	8
S-840	Pvc profil Pvc profile	mt.
S-843	Pvc profil Pvc profile	mt.
S-841 veya / or S-842	Pvc profil Pvc profile Polyamid profil Polyamid profile	mt.
S-844	Çelik ray Stainless steel	mt.
S-701 veya / or S-708	Tpv Fitol Tpv gasket Tpe Fitol Tpe gasket	mt.
S-702	Fırça Brush	mt.
W-701 veya / or W-702	Epdm fitil Epdm gasket	mt.
W-704	Epdm fitil Epdm gasket	mt.

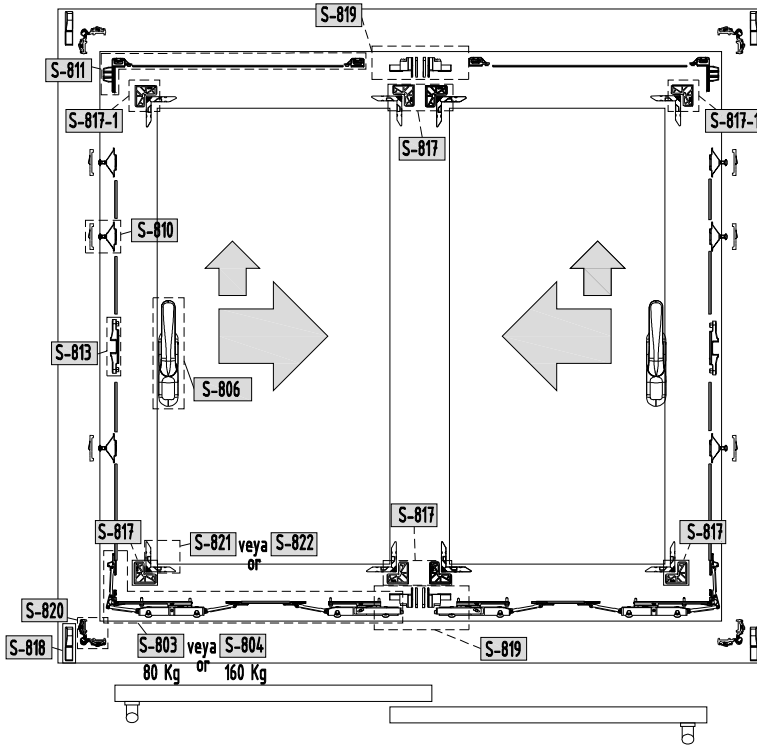
+

S-809	Anahtar kilit mekanizması Lock with key	1
-------	--	---

S45-T YALITIMLI SÜRME SERİ

S45 -T INSULATED SLIDING SERIES

AÇILIM MEKANİZMALARI
OPENING MECHANISMS



Kod Code	Tanım Description	Miktar Quantity
S-810	Gos-s t.rex kapama tk. Closing kit for gos-s t.rex	6
S-806	Prima aksenal kol Prima handle	2
S-803 veya / or S-804	80 Kg Kaldır-sür rulman tk. Kit pulleys lift&slide 160 Kg	2
S-811	Çarpma takozu kaldır-sür Shock absorber lift for l&s system	2
S-819	Kaldır-sür kanat birl. izolasyon tk. Central plugs kit for l & s	1
S-818	Pvc kapak Pvc cover	2
S-817	Kanat köşe pvc birl. aparatı Sash corner connect	12
S-817-1	Kanat köşe pvc birl. aparatı Sash corner connect	4
S-821 veya / or S-822	Kanat pr. köşe bağl. aparatı Sash corner assamble	8
S-813	Kol-tij bağl. Handle connection	2

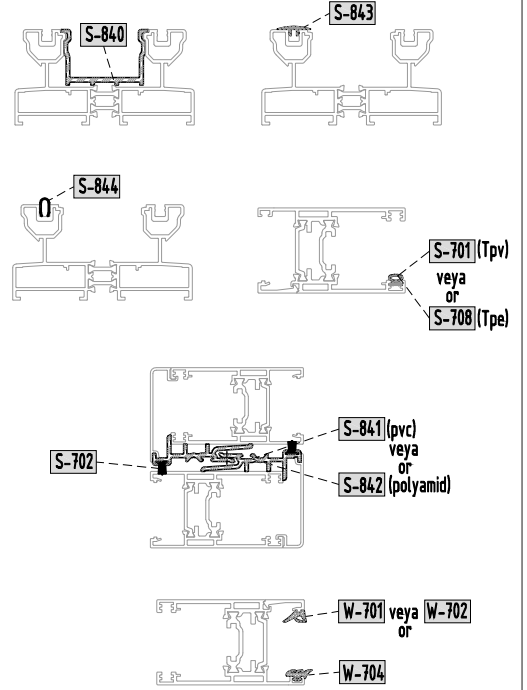
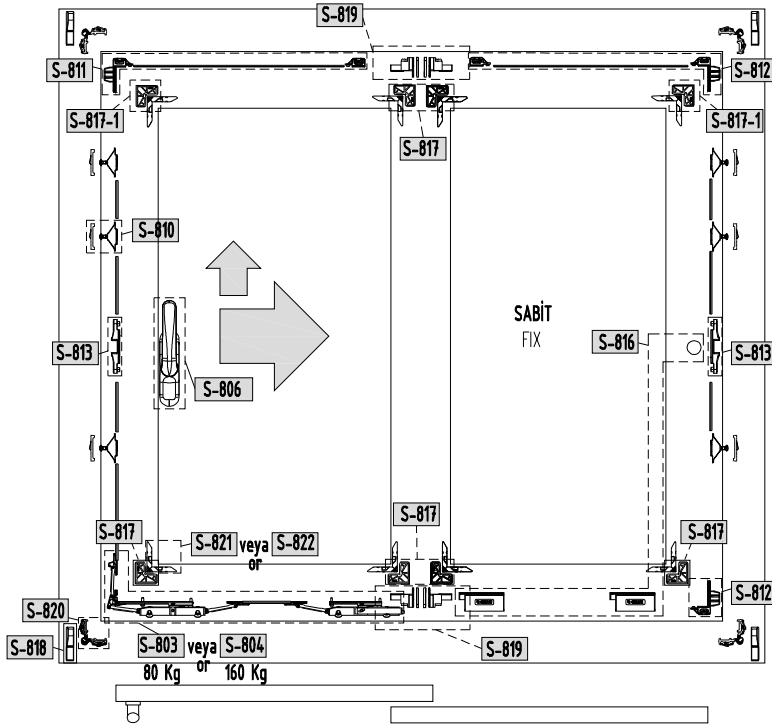
S-820	Kasa pr. köşe bağl. aparatı Frame corner assamble	8
S-840	Pvc profil Pvc profile	mt.
S-843	Pvc profil Pvc profile	mt.
S-841 veya / or S-842	Pvc profil Pvc profile Polyamid profil Polyamid profile	mt.
S-844	Çelik ray Stainles steel	mt.
S-701 veya / or S-708	Tpv Fitol Tpv gasket Tpe Fitol Tpe gasket	mt.
S-702	Fırça Brush	mt.
W-701 veya / or W-702	Epdm fitil Epdm gasket	mt.
W-704	Epdm fitil Epdm gasket	mt.

S45-T YALITIMLI SÜRME SERİ

S45 -T INSULATED SLIDING SERIES

AÇILIM MEKANİZMALARI

OPENING MECHANISMS



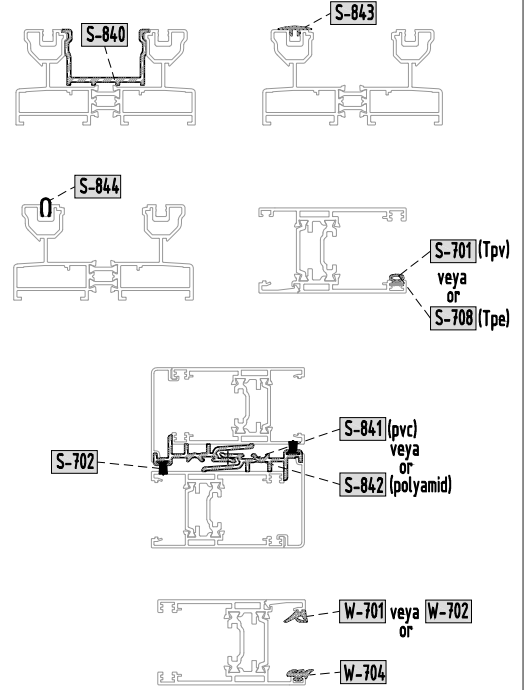
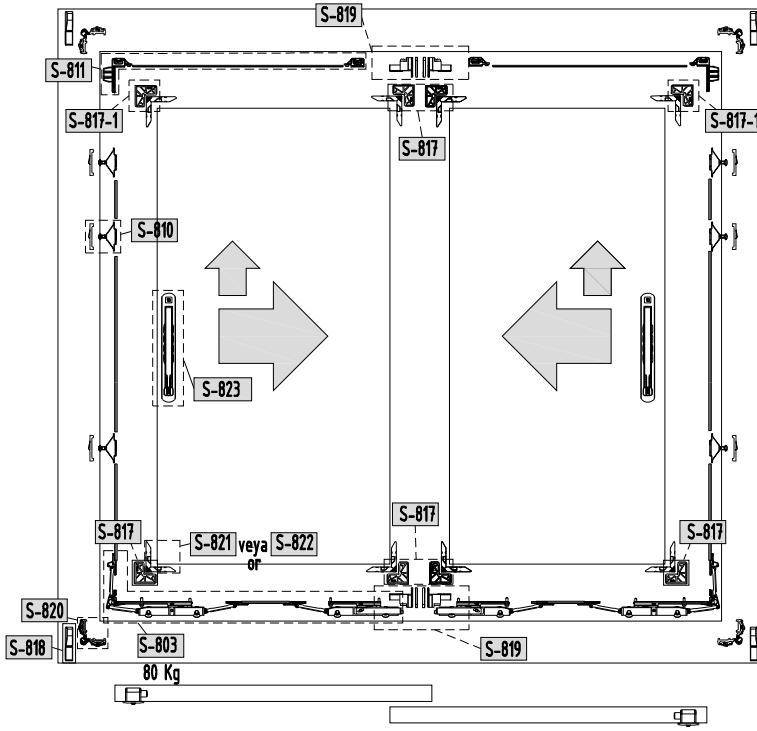
Kod Code	Tanım Description	Miktar Quantity
S-810	Gos-s t.rex kapama tk. Closing kit for gos-s t.rex	6
S-806	Prima aksel kol Prima handle	1
S-803 veya / or S-804	80 Kg Kaldır-sür rulman tk. Kit pulleys lift&slide 160 Kg	1
S-811	Çarpma takozu kaldır-sür Shock absorber lift for l&s system	2
S-819	Kaldır-sür kanat birl. izolasyon tk. Central plugs kit for l & s	1
S-818	Pvc kapak Pvc cover	2
S-817	Kanat köşe pvc birl. aparatı Sash corner connect	12
S-817-1	Kanat köşe pvc birl. aparatı Sash corner connect	4
S-821 veya / or S-822	Kanat pr. köşe bağl. aparatı Sash corner assamble	8
S-820	Kasa pr. köşe bağl. aparatı Frame corner assamble	8
S-816	Kanat sabitleme tk. Fixed sash kit	1

S-812	Çarpma takozu klasik sürme Shock absorber no-lift for slide system	1
S-813	Kol-fij bağl. Handle connection	2
S-840	Pvc profil Pvc profile	mt.
S-843	Pvc profil Pvc profile	mt.
S-841 veya / or S-842	Pvc profil Pvc profile Polyamid profil Polyamid profile	mt.
S-844	Çelik ray Stainless steel	mt.
S-701 veya / or S-708	Tpv Fitol Tpvc gasket Tpe Fitol Tpe gasket	mt.
S-702	Fırça Brush	mt.
W-701 veya / or W-702	Epdm fitil Epdm gasket	mt.
W-704	Epdm fitil Epdm gasket	mt.

S45-T YALITIMLI SÜRME SERİ

S45 -T INSULATED SLIDING SERIES

AÇILIM MEKANİZMALARI
OPENING MECHANISMS



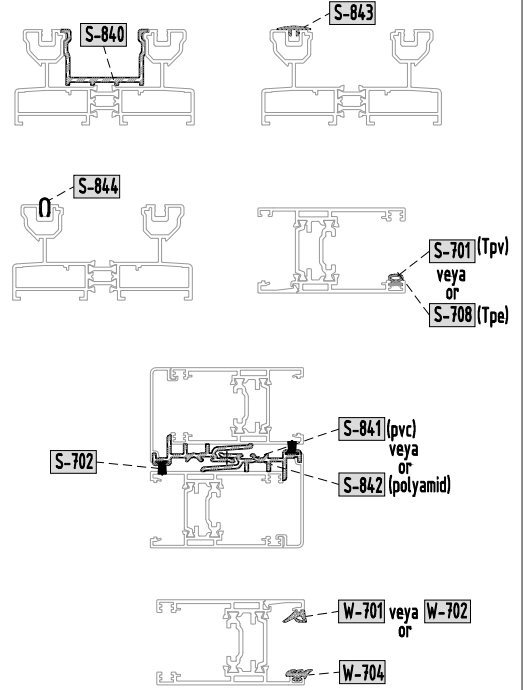
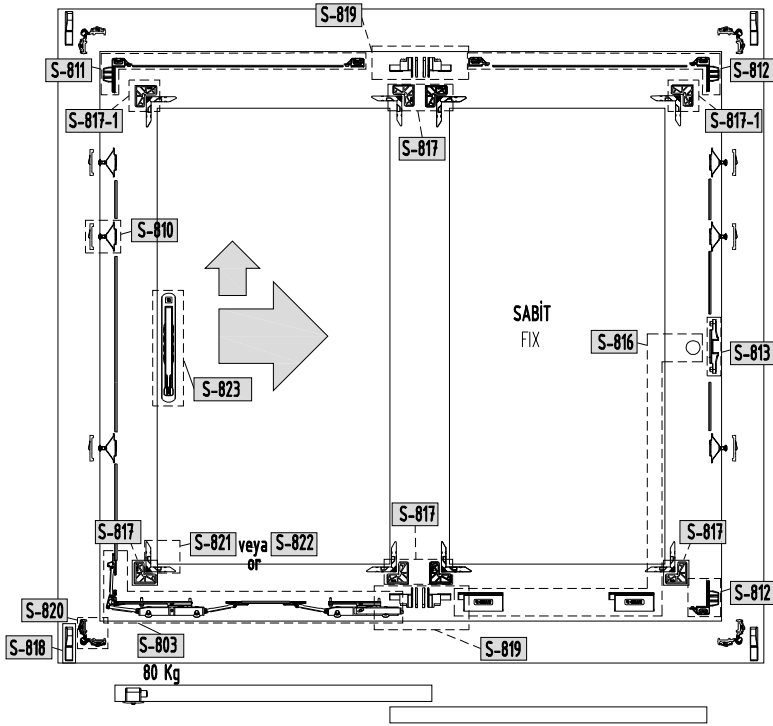
Kod Code	Tanım Description	Miktar Quantity
S-810	Gos-s t.rex kapama tk. Closing kit for gos-s t.rex	6
S-823	180° kaldırma kolu gömme kol l&s handle lever 180°	2
S-803	Kaldır-sür rulman tk. Kit pulleys lift&slide	2
S-811	Çarpma takozu kaldır-sür Shock absorber lift for l&s system	2
S-819	Kaldır-sür kanat birl. izolasyon tk. Central plugs kit for l & s	1
S-818	Pvc kapak Pvc cover	2
S-817	Kanat köşe pvc birl. aparatı Sash corner connect	12
S-817-1	Kanat köşe pvc birl. aparatı Sash corner connect	4
S-821 veya / or S-822	Kanat pr. köşe bağl. aparatı Sash corner assamble	8
S-820	Kasa pr. köşe bağl. aparatı Frame corner assamble	8

S-840	Pvc profil Pvc profile	mt.
S-843	Pvc profil Pvc profile	mt.
S-841 veya / or S-842	Pvc profil Pvc profile Polyamid profil Polyamid profile	mt.
S-844	Çelik ray Stainless steel	mt.
S-701 veya / or S-708	Tpv Fitol Tpv gasket Tpe Fitol Tpe gasket	mt.
S-702	Fırça Brush	mt.
W-701 veya / or W-702	Epdm fitil Epdm gasket	mt.
W-704	Epdm fitil Epdm gasket	mt.

S45-T YALITIMLI SÜRME SERİ

S45 -T INSULATED SLIDING SERIES

AÇILIM MEKANİZMALARI
OPENING MECHANISMS



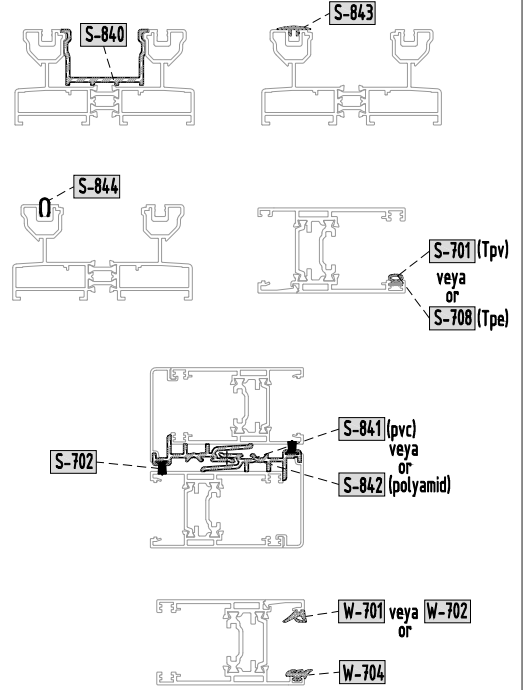
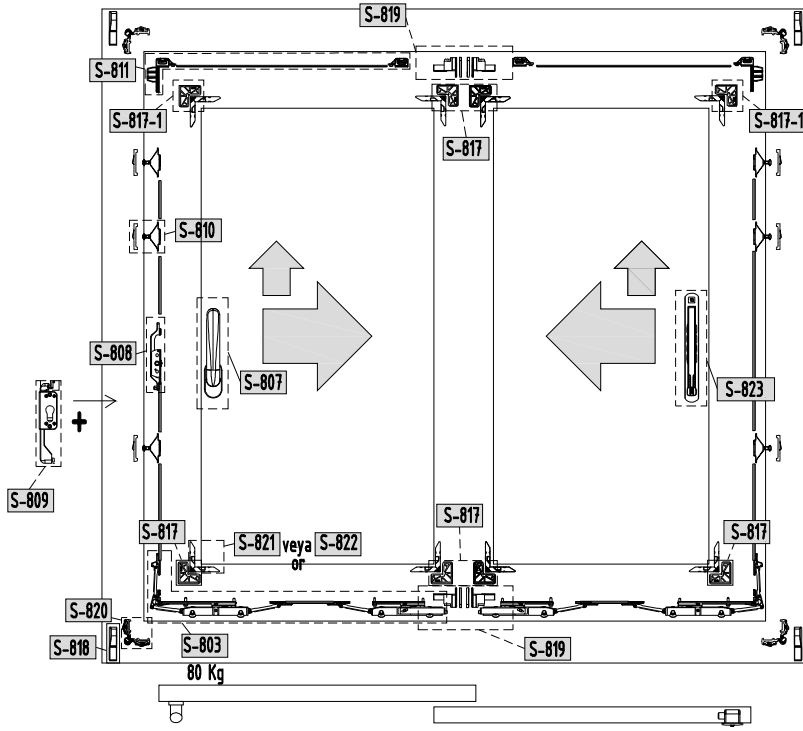
Kod Code	Tanım Description	Miktar Quantity
S-810	Gos-s t.rex kapama tk. Closing kit for gos-s t.rex	6
S-823	180° kaldırma kolu gömme kol l&s handle lever 180°	1
S-803	Kaldır-sür rulman tk. Kit pulleys lift&slide	1
S-811	Çarpma takozu kaldır-sür Shock absorber lift for l&s system	1
S-819	Kaldır-sür kanat birl. izolasyon tk. Central plugs kit for l & s	1
S-818	Pvc kapak Pvc cover	2
S-817	Kanat köşe pvc birl. aparatı Sash corner connect	12
S-817-1	Kanat köşe pvc birl. aparatı Sash corner connect	4
S-821 veya / or S-822	Kanat pr. köşe bağl. aparatı Sash corner assamble	8
S-820	Kasa pr. köşe bağl. aparatı Frame corner assamble	8
S-816	Kanat sabitleme tk. Fixed sash kit	1

S-812	Çarpma takozu klasik sürme Shock absorber no-lift for slide system	1
S-813	Kol-fij bağl. Handle connection	1
S-840	Pvc profil Pvc profile	mt.
S-843	Pvc profil Pvc profile	mt.
S-841 veya / or S-842	Pvc profil Pvc profile Polyamid profil Polyamid profile	mt.
S-844	Çelik ray Stainles steel	mt.
S-701 veya / or S-708	Tpv Fitol Tpvc gasket Tpe Fitol Tpe gasket	mt.
S-702	Fırça Brush	mt.
W-701 veya / or W-702	Epdm fitil Epdm gasket	mt.
W-704	Epdm fitil Epdm gasket	mt.

S45-T YALITIMLI SÜRME SERİ

S45 -T INSULATED SLIDING SERIES

AÇILIM MEKANİZMALARI
OPENING MECHANISMS



Kod Code	Tanım Description	Miktar Quantity
S-810	Gos-s t.rex kapama tk. Closing kit for gos-s t.rex	6
S-823	180° kaldırma kolu gömme kol l&s handle lever 180°	1
S-807	Prima eksenel kol Prima handle	1
S-808	Martellina kol mekanizması Machanism for martellina handle	1
S-803	Kaldır-sür rulman tk. Kit pulleys lift&slide	2
S-811	Çarpma takozu kaldır-sür Shock absorber lift for l&s system	2
S-819	Kaldır-sür kanat birl. izolasyon tk. Central plugs kit for l & s	1
S-818	Pvc kapak Pvc cover	2
S-817	Kanat köşe pvc birl. aparatı Sash corner connect	12
S-817-1	Kanat köşe pvc birl. aparatı Sash corner connect	4
S-821 veya / or S-822	Kanat pr. köşe bağl. aparatı Sash corner assamble	8

S-820	Kasa pr. köşe bağl. aparatı Frame corner assamble	8
S-840	Pvc profil Pvc profile	mt.
S-843	Pvc profil Pvc profile	mt.
S-841 veya / or S-842	Pvc profil Pvc profile Polyamid profil Polyamid profile	mt.
S-844	Çelik ray Stainles steel	mt.
S-702	Fırça Brush	mt.
W-701 veya / or W-702	Epdm fitil Epdm gasket	mt.
W-704	Epdm fitil Epdm gasket	mt.

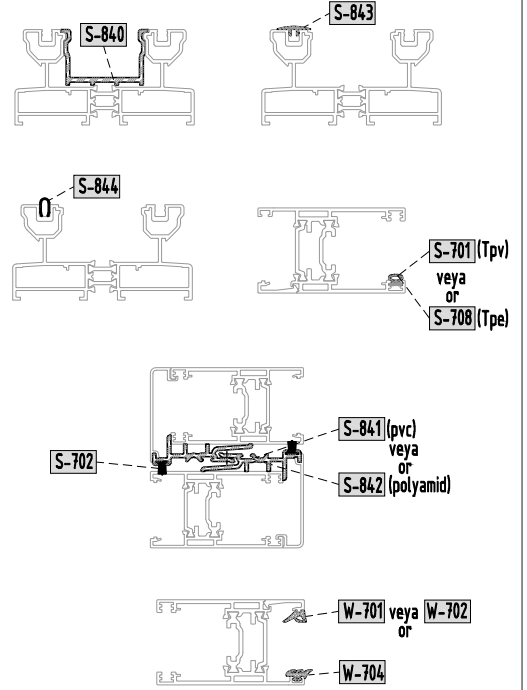
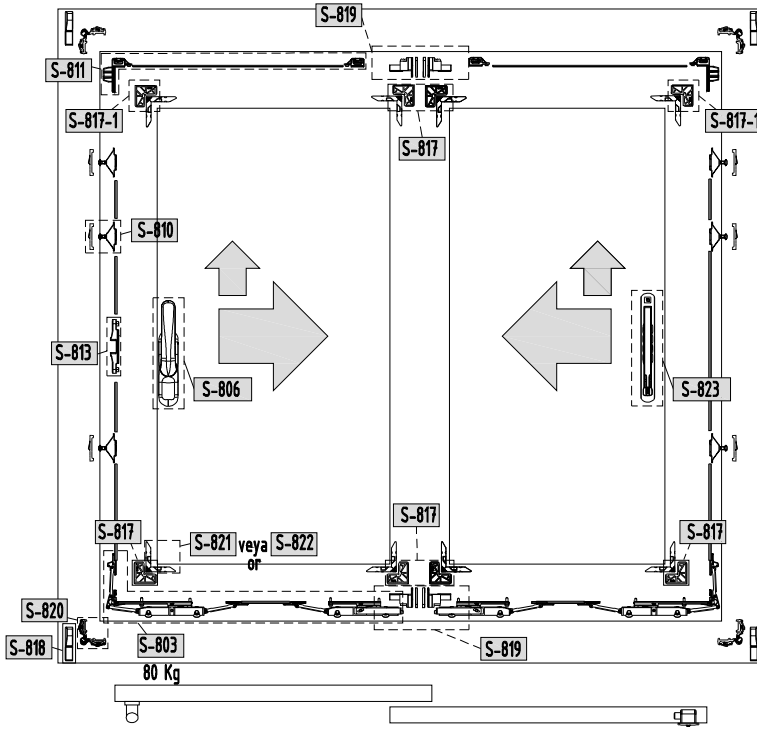
+

S-809	Anahtar kilit mekanizması Lock with key	1
-------	--	---

S45-T YALITIMLI SÜRME SERİ

S45 -T INSULATED SLIDING SERIES

AÇILIM MEKANİZMALARI
OPENING MECHANISMS



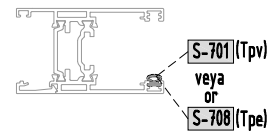
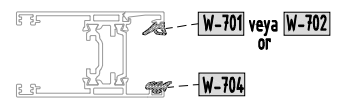
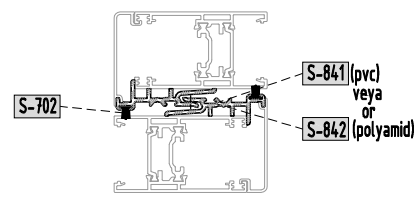
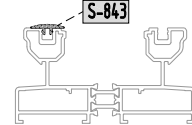
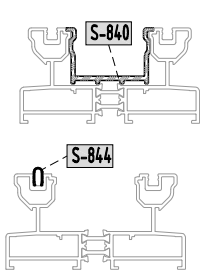
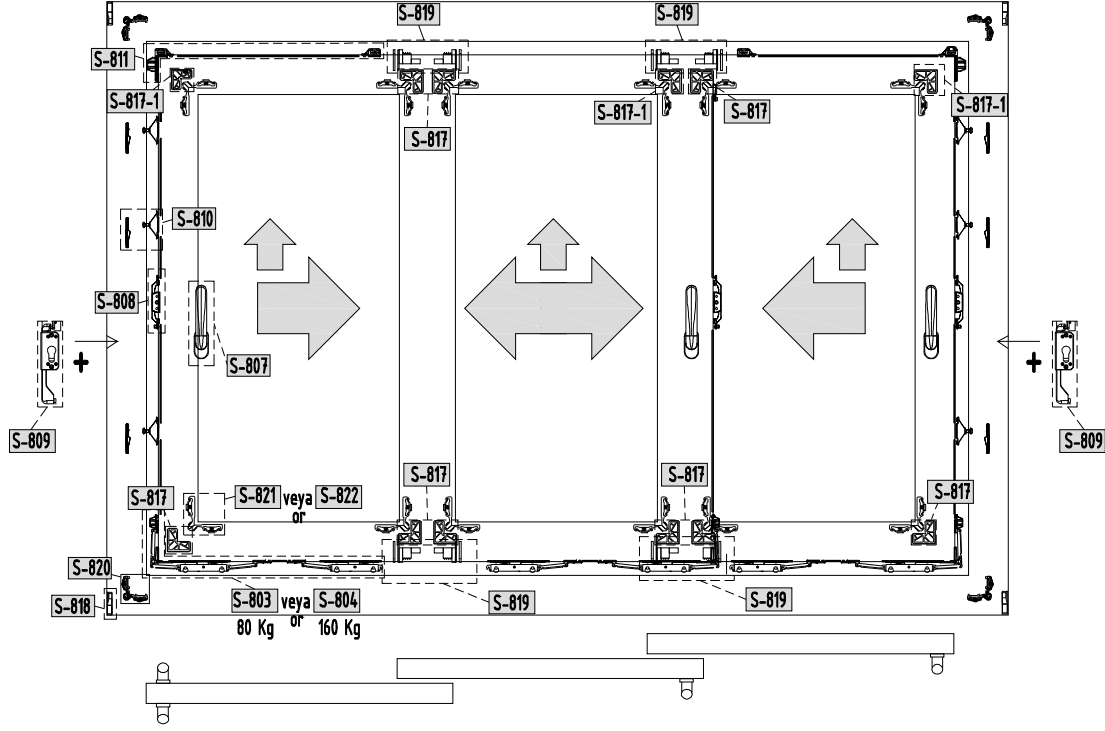
Kod Code	Tanım Description	Miktar Quantity
S-810	Gos-s t.rex kapama tk. Closing kit for gos-s t.rex	6
S-823	180° kaldırma kolu gömme kol l&s handle lever 180°	1
S-806	Prima eksenel kol Prima handle	1
S-803	Kaldır-sür rulman tk. Kit pulleys lift&slide	2
S-811	Çarpma takozu kaldır-sür Shock absorber lift for l&s system	2
S-819	Kaldır-sür kanat birl. izolasyon tk. Central plugs kit for l & s	1
S-818	Pvc kapak Pvc cover	2
S-817	Kanat köşe pvc birl. aparatı Sash corner connect	12
S-817-1	Kanat köşe pvc birl. aparatı Sash corner connect	4
S-821 veya / or S-822	Kanat pr. köşe bağl. aparatı Sash corner assamble	8
S-813	Kol-tij bağl. Handle connection	2

S-820	Kasa pr. köşe bağl. aparatı Frame corner assamble	8
S-840	Pvc profil Pvc profile	mt.
S-843	Pvc profil Pvc profile	mt.
S-841 veya / or S-842	Pvc profil Pvc profile Polyamid profil Polyamid profile	mt.
S-844	Çelik ray Stainless steel	mt.
S-701 veya / or S-708	Tpv Fitol Tpv gasket Tpe Fitol Tpe gasket	mt.
S-702	Fırça Brush	mt.
W-701 veya / or W-702	Epdm fitil Epdm gasket	mt.
W-704	Epdm fitil Epdm gasket	mt.

S45-T YALITIMLI SÜRME SERİ

S45 -T INSULATED SLIDING SERIES

AÇILIM MEKANİZMALARI
OPENING MECHANISMS



Kod Code	Tanım Description	Miktar Quantity
S-810	Gos-s t.rex kapama tk. Closing kit for gos-s t rex	6
S-808	Martellina kol mekanizması Machanism for martellina handle	3
S-807	Prima eksenel kol Prima handle	4
S-803 veya / or S-804	80 Kg Kaldır-sür rulman tk. Kit pulleys lift&slide 160 Kg	3
S-811	Çarpma tıkozu kaldır-sür Shock absorber lift for l&s system	2
S-818	Pvc kapak Pvc cover	2
S-817	Kanat köşe pvc birli. aparatı Sash corner connect	18
S-817-1	Kanat köşe pvc birli. aparatı Sash corner connect	6
S-821 veya / or S-822	Kanat pr. köşe bağl. aparatı Sash corner assamble	12
S-819	Kaldır-sür kanat birli. izolasyon tk. Central plugs kit for l & s	2

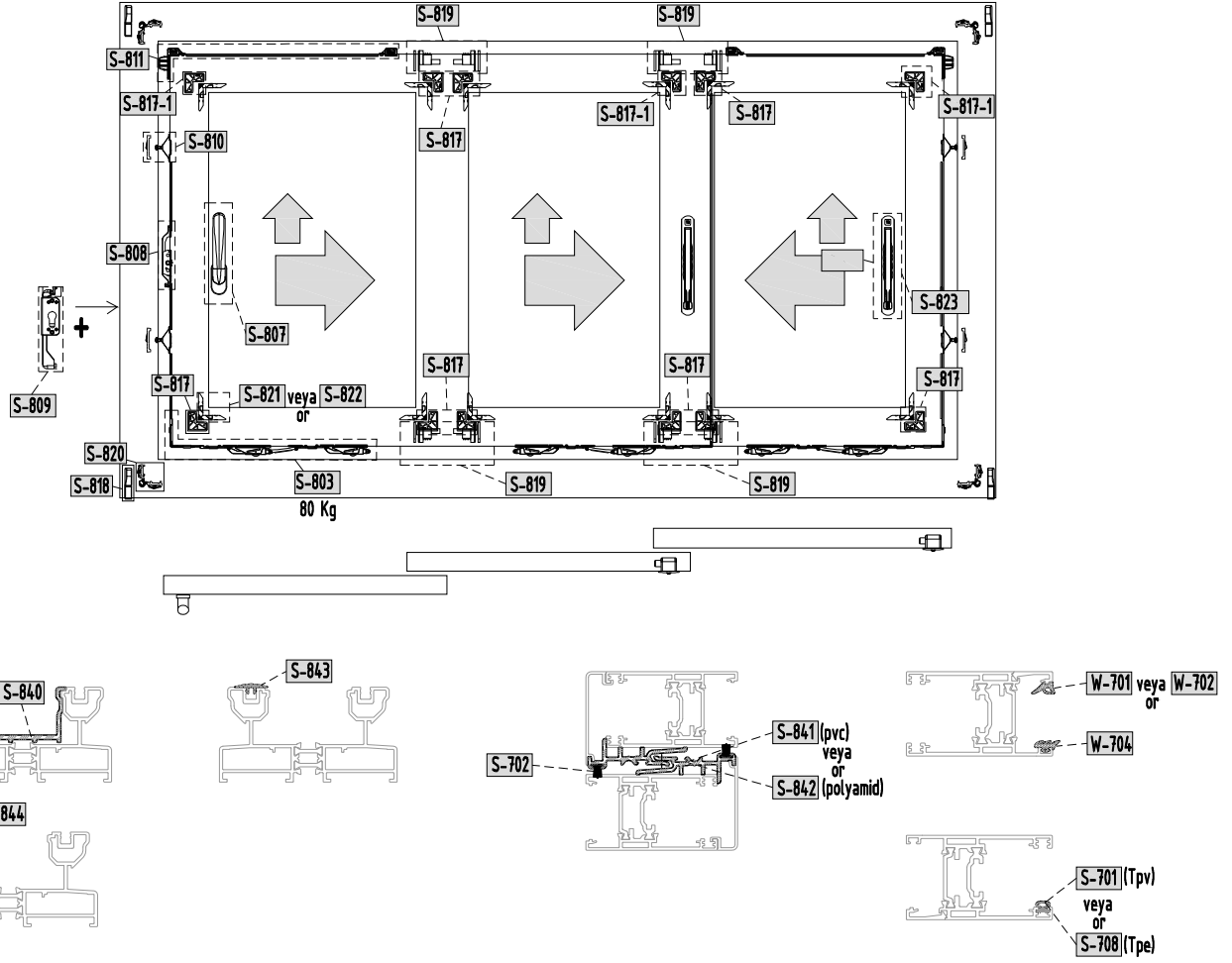
S-820	Kasa pr. köşe bağl. aparatı Frame corner assamble	8
S-840	Pvc profil Pvc profile	mt.
S-843	Pvc profil Pvc profile	mt.
S-841 veya / or S-842	Pvc profil Pvc profile Polyamid profil Polyamid profile	mt.
S-844	Çelik ray Stainles steel	mt.
S-701 veya / or S-702	TPV Fitil Tpvc gasket Tpe Fitil Tpe gasket	mt.
S-702	Fırça Brush	mt.
W-701 veya / or W-702	Epdm fitil Epdm gasket	mt.
W-704	Epdm fitil Epdm gasket	mt.

S-809	Anahtar kilit mekanizması Lock with key	2
-------	--	---

S45-T YALITIMLI SÜRME SERİ

S45 -T INSULATED SLIDING SERIES

AÇILIM MEKANİZMALARI
OPENING MECHANISMS



Kod Code	Tanım Description	Miktar Quantity
S-810	Gos-s t.rex kapama tk. Closing kit for gos-s t.rex	4
S-808	Martellina kol mekanizması Machanism for martellina handle	1
S-807	Prima eksenel kol Prima handle	1
S-823	180° kaldırma kollu gömme kol l&s handle lever 180°	2
S-803	Kaldır-sür rulman tk. Kit pulleys lift&slide	3
S-811	Çarpma takozu kaldır-sür Shock absorber lift for l&s system	2
S-819	Kaldır-sür kanat birli. izolasyon tk. Central plugs kit for l & s	2
S-818	Pvc kapak Pvc cover	2
S-817	Kanat köşe pvc birli. aparatı Sash corner connect	18
S-817-1	Kanat köşe pvc birli. aparatı Sash corner connect	6
S-821 veya / or S-822	Kanat pr. köşe bagl. aparatı Sash corner assamble	12

S-820	Kasa pr. köşe bagl. aparatı Frame corner assamble	8
S-840	Pvc profil Pvc profile	mt.
S-843	Pvc profil Pvc profile	mt.
S-841 veya / or S-842	Pvc profil Pvc profile Polyamid profil Polyamid profile	mt.
S-844	Çelik ray Stainles steel	mt.
S-701 veya / or S-708	Tpv Fitol Tpv gasket Tpe Fitol Tpe gasket	mt.
S-702	Fırça Brush	mt.
W-701 veya / or W-702	Epdm fitil Epdm gasket	mt.
W-704	Epdm fitil Epdm gasket	mt.

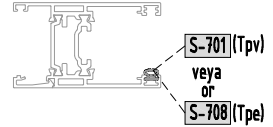
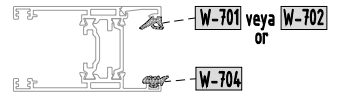
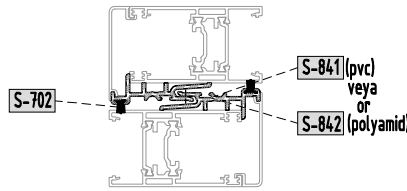
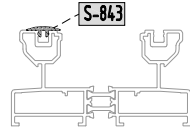
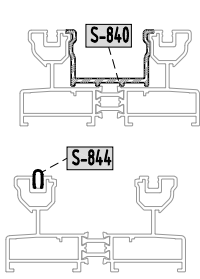
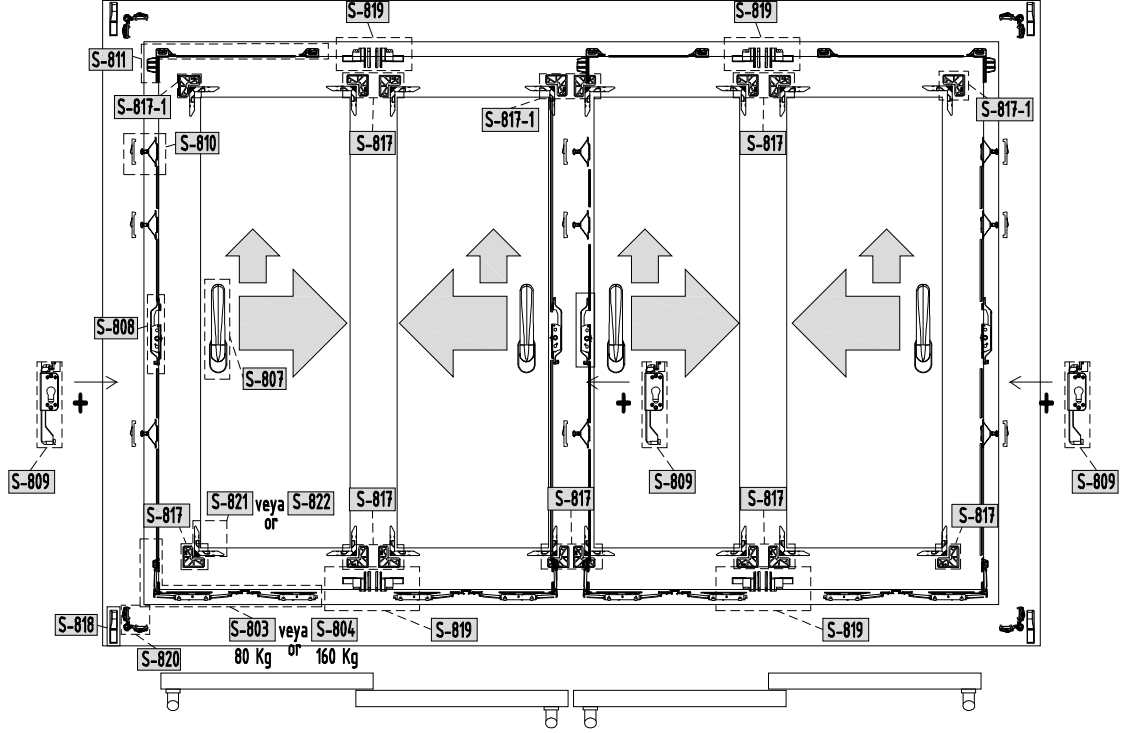


S-809	Anahtar kilit mekanizması Lock with key	1
-------	--	---

S45-T YALITIMLI SÜRME SERİ

S45 - T INSULATED SLIDING SERIES

AÇILIM MEKANİZMALARI
OPENING MECHANISMS



Kod Code	Tanım Description	Miktar Quantity
S-810	Gos-s t.rex kapama tk. Closing kit for gos-s t.rex	9
S-808	Martellina kol mekanizması Mechanism for martellina handle	4
S-807	Prima eksenel kol. Prima handle	4
S-803 veya / or S-804	80 Kg Kaldır-sür rulman tk. Kit pulleys lift&slide 160 Kg	4
S-811	Çarpma takozu kaldır-sür Shock absorber lift for l&s system	3
S-819	Kaldır-sür kanat birl. izolasyon tk. Central plugs kit for l & s	2
S-818	Pvc kapak Pvc cover	2
S-817	Kanat köşe pvc birl. aparatı Sash corner connect	24
S-817-1	Kanat köşe pvc birl. aparatı Sash corner connect	8
S-821 veya / or S-822	Kanat pr. köşe bağl. aparatı Sash corner assemble	16

S-820	Kasa pr. köşe bağl. aparatı Frame corner assamble	8
S-840	Pvc profil Pvc profile	mt.
S-843	Pvc profil Pvc profile	mt.
S-841 veya / or S-842	Pvc profil Pvc profile Polyamid profil Polyamid profile	mt.
S-844	Çelik ray Stainless steel	mt.
S-701 veya / or S-708	Tpv Fitol Tpv gasket Tpe Fitol Tpe gasket	mt.
S-702	Fırça Brush	mt.
W-701 veya / or W-702	Epdm fitil Epdm gasket	mt.
W-704	Epdm fitil Epdm gasket	mt.

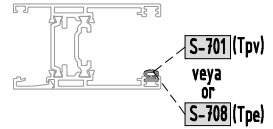
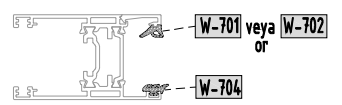
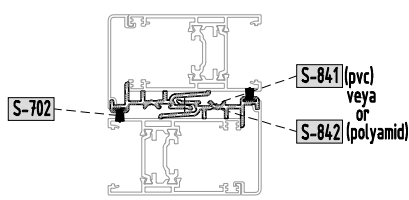
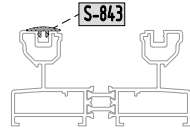
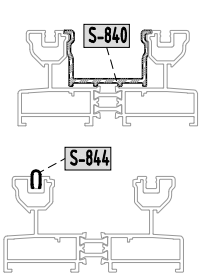
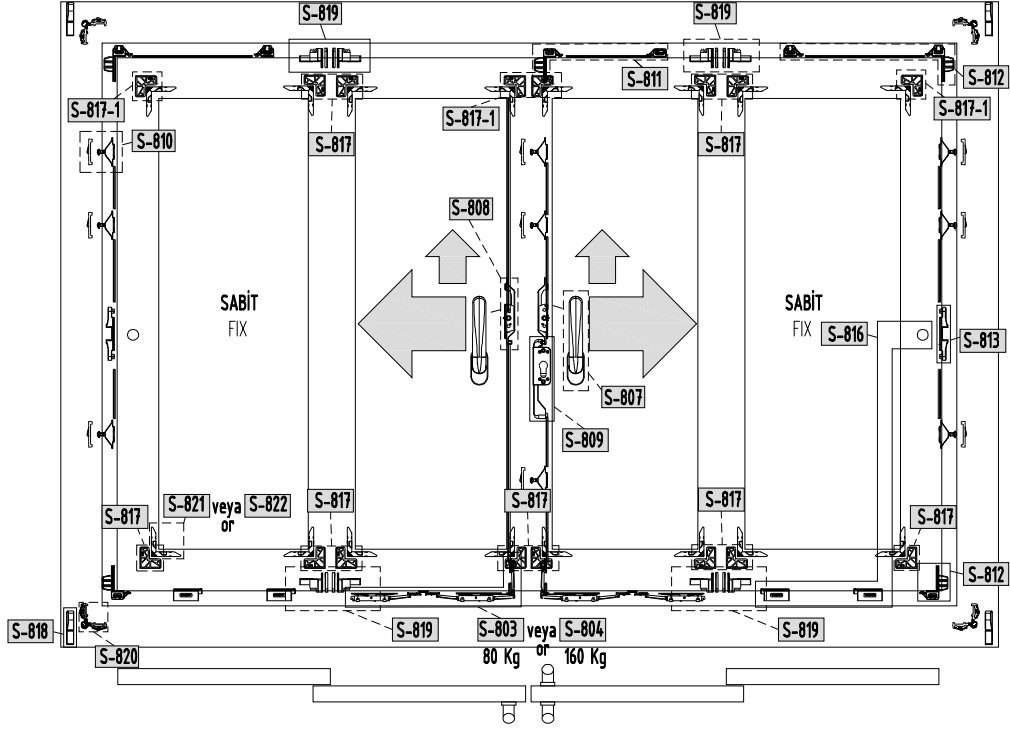


S-809	Anahtar kilit mekanizması Lock with key	3
-------	--	---

S45-T YALITIMLI SÜRME SERİ

S45 - T INSULATED SLIDING SERIES

AÇILIM MEKANİZMALARI
OPENING MECHANISMS

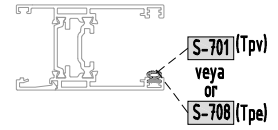
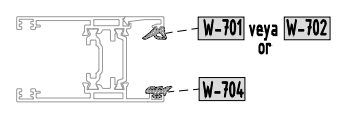
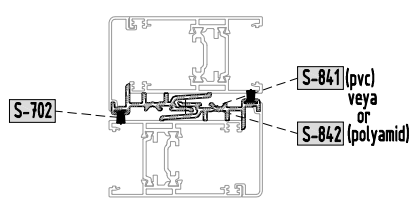
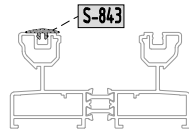
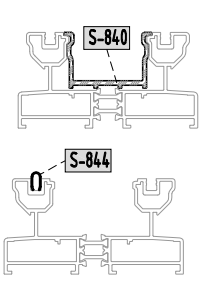
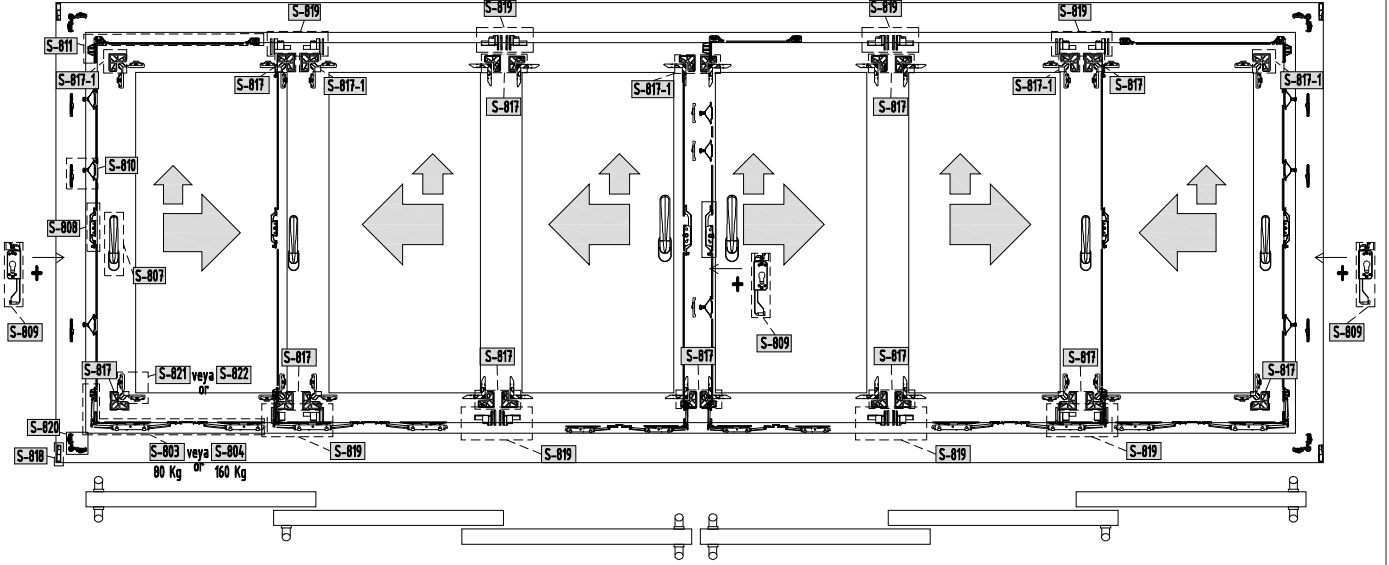


Kod Code	Tanım Description	Miktar Quantity
S-810	Gos-s t.rex kapama tk. Closing kit for gos-s t.rex	9
S-808	Martellina kol mekanizması Mechanism for martellina handle	2
S-807	Prima eksenel kol Prima handle	3
S-803 veya / or S-804	80 Kg Kaldır-sür rutman tk. 160 Kg Kit pulleys lift&slide	2
S-811	Çarpma takozu kaldır-sür Shock absorber lift for l&s system	1
S-819	Kaldır-sür kanat birl. izolasyon tk. Central plugs kit for l & s	2
S-818	Pvc kapak Pvc cover	2
S-817	Kanat köşe pvc birl. aparatı Sash corner connect	28
S-817-1	Kanat köşe pvc birl. aparatı Sash corner connect	4
S-821 veya / or S-822	Kanat pr. köşe bagl. aparatı Sash corner assamble	16
S-816	Kanat sabitleme tk. Fixed sash kit	2
S-809	Anahtar kilit mekanizması Lock with key	1

S-812	Çarpma takozu klasik sürme Shock absorber no-lift for slide system	2
S-813	Kol-tij bagl. Handle connection	2
S-820	Kasa pr. köşe bagl. aparatı Frame corner assamble	8
S-840	Pvc profil Pvc profile	mt.
S-843	Pvc profil Pvc profile	mt.
S-841 veya / or S-842	Pvc profil Pvc profile Polyamid profil Polyamide profile	mt.
S-844	Çelik ray Stainless steel	mt.
S-701 veya / or S-708	Tpv Fitol TpV gasket Tpe Fitol Tpe gasket	mt.
S-702	Fırça Brush	mt.
W-701 veya / or W-702	Epdm fitil Epdm gasket	mt.
W-704	Epdm fitil Epdm gasket	mt.

S45-T YALITIMLI SÜRME SERİ
S45 - T INSULATED SLIDING SERIES

AÇILIM MEKANİZMALARI
OPENING MECHANISMS



Kod Code	Tanım Description	Miktar Quantity
S-810	Gos-s t.rex kapama tk. Closing kit for gos-s t.rex	9
S-808	Martellina kol mekanizması Machonism for martellina handle	6
S-807	Prima eksenel kol Prima handle	10
S-803 veya / or S-804	80 Kg Kaldır-sür rulman tk. Kit pulleys lift&slide 160 Kg	6
S-811	Çarpma takozu kaldır-sür Shock absorber lift for l&s system	3
S-818	Pvc kapak Pvc cover	2
S-817	Kanat köşe pvc birl. aparatı Sash corner connect	36
S-817-1	Kanat köşe pvc birl. aparatı Sash corner connect	12
S-821 veya / or S-822	Kanat pr. köşe bağl. aparatı Sash corner assamble	24
S-819	Kaldır-sür kanat birl. izolasyon tk. Central plugs kit for l & s	4
S-820	Kasa pr. köşe bağl. aparatı Frame corner assamble	8

S-840	Pvc profil Pvc profile	mt.
S-843	Pvc profil Pvc profile	mt.
S-841 veya / or S-842	Pvc profil Pvc profile Polyamid profil Polyamid profile	mt.
S-844	Çelik ray Stainles steel	mt.
S-701 veya / or S-708	Tpv Fitil Tpv gasket Tpe Fitil Tpe gasket	mt.
S-702	Fırça Brush	mt.
W-701 veya / or W-702	Epdm fitil Epdm gasket	mt.
W-704	Epdm fitil Epdm gasket	mt.

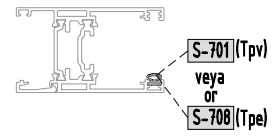
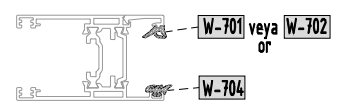
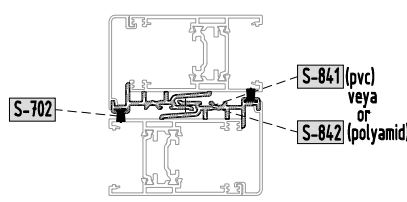
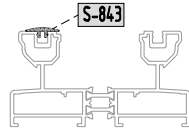
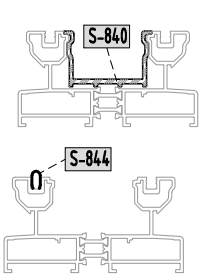
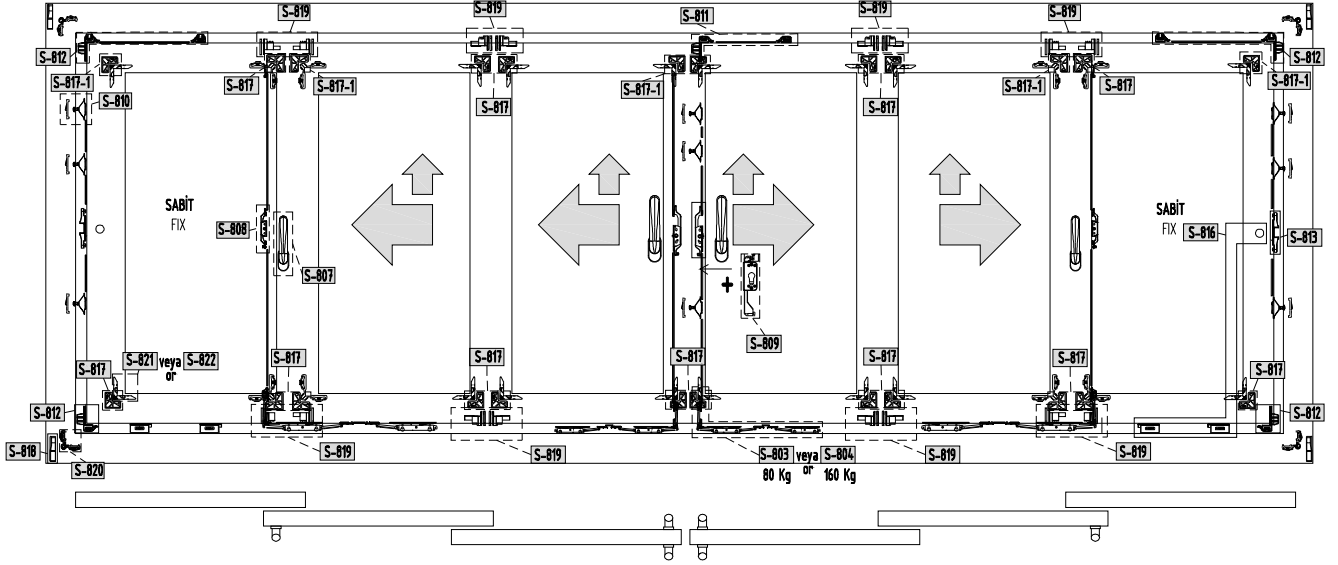


S-809	Anahtar kilit mekanizması Lock with key	3
-------	--	---

S45-T YALITIMLI SÜRME SERİ

S45 - T INSULATED SLIDING SERIES

AÇILIM MEKANİZMALARI
OPENING MECHANISMS



Kod Code	Tanım Description	Miktar Quantity
S-810	Gos-s t.rex kapama tk. Closing kit for gos-s t.rex	9
S-808	Martellina kol mekanizması Mechanism for martellina handle	4
S-807	Prima aksenel kol Prima handle	6
S-803 veya / or S-804	80 Kg Kaldır-sür rulman tk. 160 Kg Kit pulleys lift&slide	4
S-811	Çarpma takozu kaldır-sür Shock absorber lift for l&s system	1
S-812	Çarpma takozu klasik sürme Shock absorber no-lift for slide system	2
S-818	Pvc kapak Pvc cover	2
S-817	Kanat köşe pvc birl. aparatı Sash corner connect	36
S-817-1	Kanat köşe pvc birl. aparatı Sash corner connect	12
S-821 veya / or S-822	Kanat pr. köşe bağl. aparatı Sash corner assemble	24
S-819	Kaldır-sür kanat birl. izolasyon tk. Central plugs kit for l & s	4

S-816	Kanat sabitleme tk. Fixed sash kit	2
S-813	Kol-tij bağl. Handle connection	2
S-820	Kasa pr. köşe bağl. aparatı Frame corner assemble	8
S-840	Pvc profil Pvc profile	mt.
S-843	Pvc profil Pvc profile	mt.
S-841 veya / or S-842	Pvc profil Pvc profile Polyamid profil Polyamid profile	mt.
S-844	Çelik ray Stainless steel	mt.
S-701 veya / or S-708	Tpv Fitol Tpv gasket Tpe Fitol Tpe gasket	mt.
S-702	Fırça Brush	mt.
W-701 veya / or W-702	Epdm fitil Epdm gasket	mt.
W-704	Epdm fitil Epdm gasket	mt.

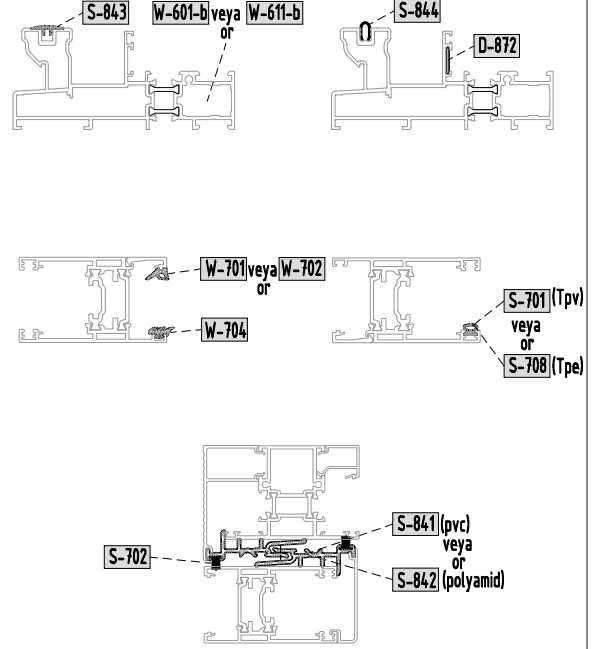
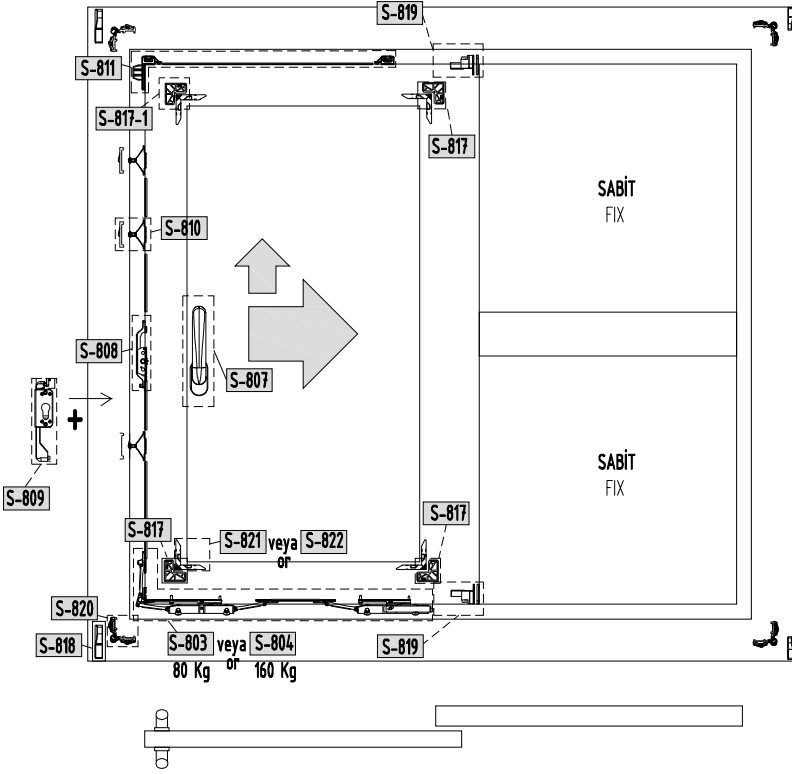


S-809	Anahtar kilitleme mekanizması Lock with key	1
-------	--	---

S45-T YALITIMLI SÜRME SERİ

S45 -T INSULATED SLIDING SERIES

AÇILIM MEKANİZMALARI
OPENING MECHANISMS



Kod Code	Tanım Description	Miktar Quantity
S-810	Gos-s t.rex kapama tk. Closing kit for gos-s t.rex	3
S-808	Martellina kol mekanizması Machanism for martellina handle	1
S-807	Prima aksenal kol Prima handle	2
S-803 veya / or S-804	80 Kg Kaldır-sür rulman tk. Kit pulleys lift&slide 160 Kg	1
S-811	Çarpma takozu kaldır-sür Shock absorber lift for l&s system	1
S-819	Kaldır-sür kanat birl. izolasyon tk. Central plugs kit for l & s	1
S-818	Pvc kapak Pvc cover	2
S-817	Kanat köşe pvc birl. aparatı Sash corner connect	6
S-817-1	Kanat köşe pvc birl. aparatı Sash corner connect	2
S-821 veya / or S-822	Kanat pr. köşe bağl. aparatı Sash corner assamble	4
S-820	Kasa pr. köşe bağl. aparatı Frame corner assamble	4

+

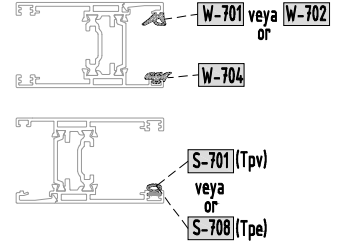
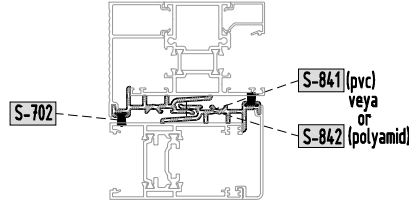
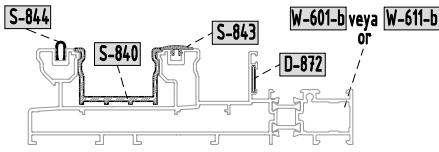
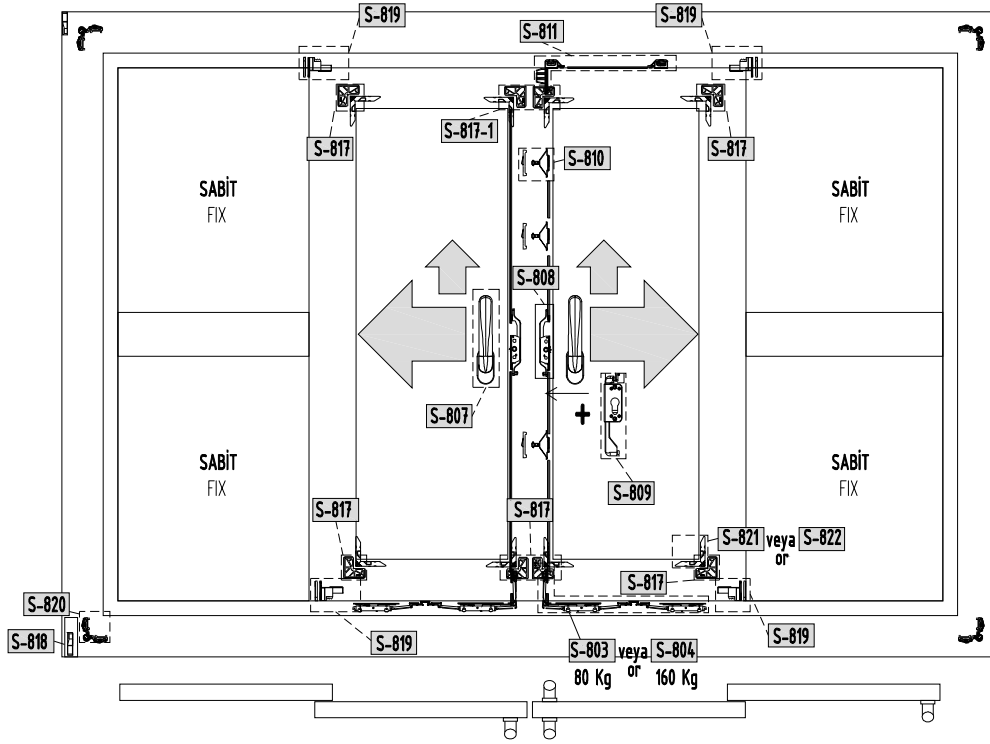
W-601-b veya / or W-611-b	Kasa pr. köşe bağl. aparatı Frame corner assamble	4
D-872	Köşe birleştirme aparatı Shoulder aligning square	4
S-843	Pvc profil Pvc profile	mt.
S-841 veya / or S-842	Pvc profil Pvc profile Polyamid profil Polyamid profile	mt.
S-844	Çelik ray Stainles steel	mt.
S-701 veya / or S-708	Tpv Fitol Tpv gasket Tpe Fitol Tpe gasket	mt.
S-702	Fırça Brush	mt.
W-701 veya / or W-702	Epdm fitil Epdm gasket	mt.
W-704	Epdm fitil Epdm gasket	mt.

S-809	Anahtar kilitle mekanizması Lock with key	1
-------	--	---

S45-T YALITIMLI SÜRME SERİ

S45 -T INSULATED SLIDING SERIES

AÇILIM MEKANİZMALARI
OPENING MECHANISMS



Kod Code	Tanım Description	Miktar Quantity
S-810	Gos-s t.rex kapama tk. Closing kit for gos-s t.rex	3
S-808	Martellina kol mekanizması Mechanism for martellina handle	2
S-807	Prima aksenal kol Prima handle	3
S-803 veya / or S-804	80 Kg Kaldır-sür rulman tk. Kit pulleys lift&slide 160 Kg	2
S-811	Çarpma takozu kaldır-sür Shock absorber lift for l&s system	1
S-819	Kaldır-sür kanat birl. izolasyon tk. Central plugs kit for l & s	2
S-818	Pvc kapak Pvc cover	2
S-817	Kanat köşe pvc birl. aparatı Sash corner connect	12
S-817-1	Kanat köşe pvc birl. aparatı Sash corner connect	4
S-821 veya / or S-822	Kanat pr. köşe bağl. aparatı Sash corner assamble	8
S-820	Kasa pr. köşe bağl. aparatı Frame corner assamble	8

W-601-b veya / or W-611-b	Kasa pr. köşe bağl. aparatı Frame corner assamble	4
S-840	Pvc profil Pvc profile	mt.
S-843	Pvc profil Pvc profile	mt.
S-841 veya / or S-842	Pvc profil Pvc profile Polyamid profil Polyamid profile	mt.
S-844	Çelik ray Stainles steel	mt.
S-701 veya / or S-708	Tpv Fitol TpV gasket Tpe Fitol Tpe gasket	mt.
S-702	Fırça Brush	mt.
W-701 veya / or W-702	Epdm fitil Epdm gasket	mt.
W-704	Epdm fitil Epdm gasket	mt.

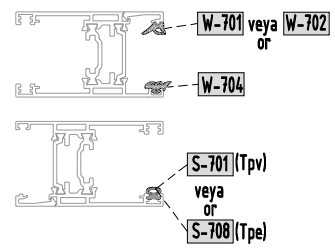
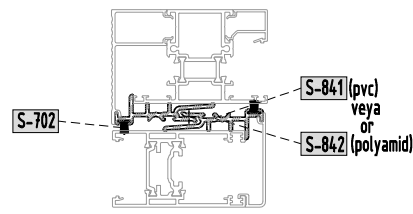
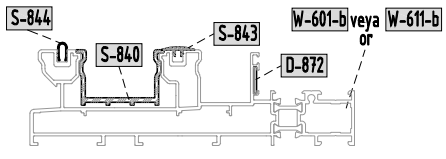
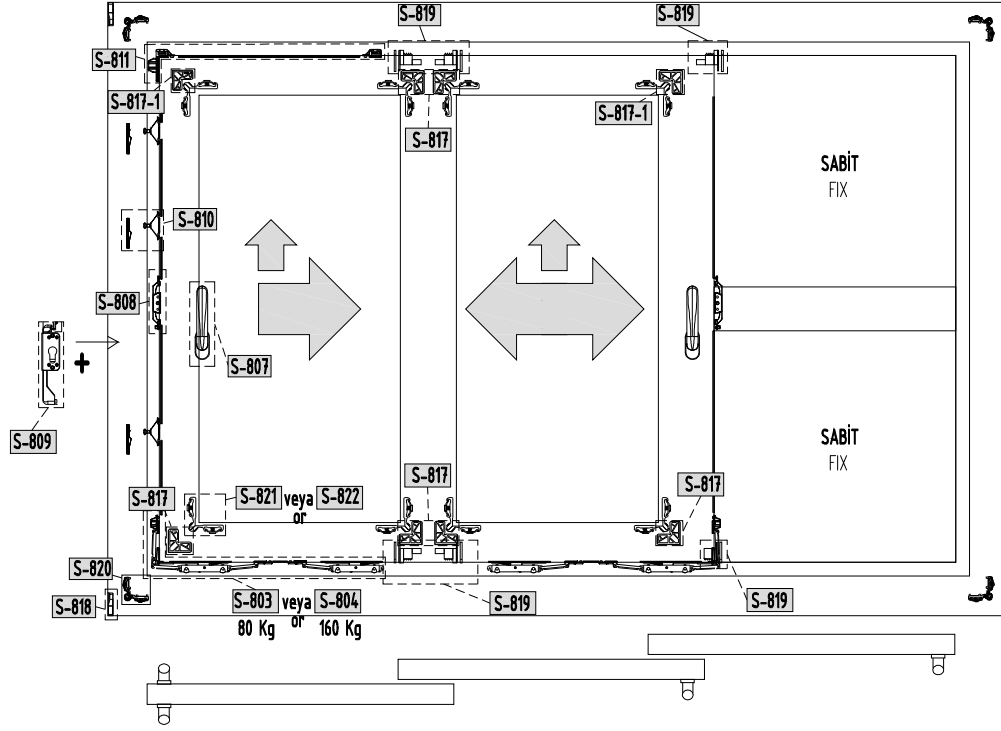


S-809	Anahtar kilid mekanizması Lock with key	1
-------	--	---

S45-T YALITIMLI SÜRME SERİ

S45 -T INSULATED SLIDING SERIES

AÇILIM MEKANİZMALARI
OPENING MECHANISMS



Kod Code	Tanım Description	Miktar Quantity
S-810	Gos-s t.rex kapama tk. Closing kit for gos-s t.rex	3
S-808	Martellina kol mekanizması Mechanism for martellina handle	2
S-807	Prima eksenel kol Prima handle	3
S-803 veya / or S-804	80 Kg Kaldır-sür rulman tk. Kit pulleys lift&slide 160 Kg	2
S-811	Çarpma takozu kaldır-sür Shock absorber lift for l&s system	1
S-819	Kaldır-sür kanat birl. izolasyon tk. Central plugs kit for l & s	2
S-818	Pvc kapak Pvc cover	2
S-817	Kanat köşe pvc birl. aparatı Sash corner connect	12
S-817-1	Kanat köşe pvc birl. aparatı Sash corner connect	4
S-821 veya / or S-822	Kanat pr. köşe bağl. aparatı Sash corner assamble	8
S-820	Kasa pr. köşe bağl. aparatı Frame corner assamble	8

W-601-b veya / or W-611-b	Kasa pr. köşe bağl. aparatı Frame corner assamble	4
S-840	Pvc profil Pvc profile	mt.
S-843	Pvc profil Pvc profile	mt.
S-841 veya / or S-842	Pvc profil Pvc profile Polyamid profil Polyamid profile	mt.
S-844	Çelik ray Stainles steel	mt.
S-701 veya / or S-708	Tpv Fitol Tpv gasket Tpe Fitol Tpe gasket	mt.
S-702	Fırça Brush	mt.
W-701 veya / or W-702	Edpm fitil Edpm gasket	mt.
W-704	Edpm fitil Edpm gasket	mt.

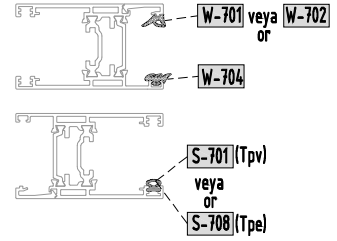
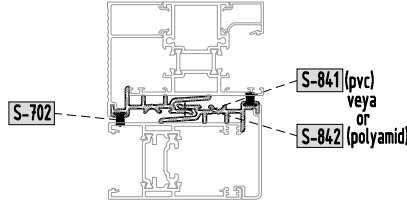
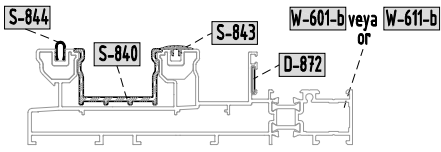
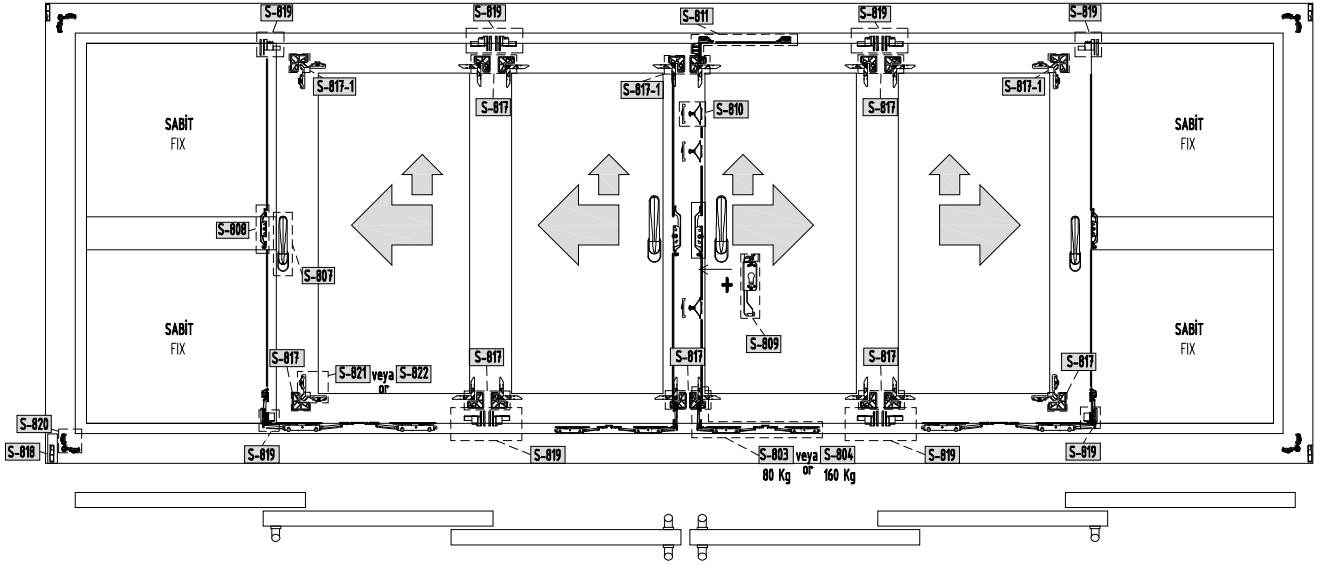


S-809	Anahar kilit mekanizması Lock with key	1
-------	---	---

S45-T YALITIMLI SÜRME SERİ

S45 - T INSULATED SLIDING SERIES

AÇILIM MEKANİZMALARI
OPENING MECHANISMS



Kod Code	Tanım Description	Miktar Quantity
S-810	Gos-s t.rex kapama tk. Closing kit for gos-s t.rex	3
S-808	Martellina kol mekanizması Machanism for martellina handle	4
S-807	Prima eksenel kol Prima handle	6
S-803 veya / or S-804	80 Kg Kaldır-sür rulman tk. Kit pulleys lift&slide 160 Kg	4
S-811	Çarpma takozu kaldır-sür Shock absorber lift for l&s system	1
S-819	Kaldır-sür kanat birl. izolasyon tk. Central plugs kit for l & s	4
S-818	Pvc kapak Pvc cover	2
S-817	Kanat köşe pvc birl. aparatı Sash corner connect	24
S-817-1	Kanat köşe pvc birl. aparatı Sash corner connect	8
S-821 veya / or S-822	Kanat pr. köşe bagl. aparatı Sash corner assamble	16
S-820	Kasa pr. köşe bagl. aparatı Frame corner assamble	8

W-601-b veya / or W-611-b	Kasa pr. köşe bagl. aparatı Frame corner assamble	4
S-840	Pvc profil Pvc profile	mt.
S-843	Pvc profil Pvc profile	mt.
S-841 veya / or S-842	Pvc profil Pvc profile Polyamid profil Polyamid profile	mt.
S-844	Çelik ray Stainles steel	mt.
S-701 veya / or S-708	Tpv Fitol Tpv gasket Tpe Fitol Tpe gasket	mt.
S-702	Fırça Brush	mt.
W-701 veya / or W-702	Epdm fitil Epdm gasket	mt.
W-704	Epdm fitil Epdm gasket	mt.



S-809	Anahtar kilit mekanizması Lock with key	1
-------	--	---